

**MWRA  
Advisory  
Board**

**Annual Water  
and Sewer Retail  
Rate Survey**

---

**November 2006**



---

**The Community Advisory Board to the  
Massachusetts Water Resources Authority**

---

---

***The MWRA Advisory Board...***

was established by the state Legislature to represent the 60 communities in the MWRA service area. Through annual comments and recommendations on the Authority's proposed capital and current expense budgets and rates, the Advisory Board provides a ratepayer perspective on the MWRA's plans and policies to improve the region's water and sewer systems.

For more information call: **(617) 742-7561**, fax **(617) 742-4614**, write:

**MWRA Advisory Board  
11 Beacon Street  
Suite 1010  
Boston, MA 02108-3020**

E-mail: **[mwra\\_ab@mwra.state.ma.us](mailto:mwra_ab@mwra.state.ma.us)**

or visit the Advisory Board's Web Site at:  
**<http://www.mwraadvisoryboard.com>**

**Advisory Board  
Communities:**

Arlington  
Ashland  
Bedford  
Belmont  
Boston  
Braintree  
Brookline  
Burlington  
Cambridge  
Canton  
Chelsea  
Chicopee  
Clinton  
Dedham  
Everett  
Framingham  
Hingham  
Holbrook  
Leominster  
Lexington  
Lynn  
Lynnfield  
Malden  
Marblehead  
Marlborough  
Medford  
Melrose  
Milton  
Nahant  
Natick  
Needham  
Newton  
Northborough  
Norwood  
Peabody  
Quincy  
Randolph  
Reading  
Revere  
Saugus  
Somerville  
South Hadley  
Southborough  
Stoneham  
Stoughton  
Swampscott  
Wakefield  
Walpole  
Waltham  
Watertown  
Wellesley  
Weston  
Westwood  
Weymouth  
Wilbraham  
Wilmington  
Winchester  
Winthrop  
Woburn  
Worcester

---

# *MWRA*

# *Advisory Board*

**ANNUAL WATER & SEWER RETAIL RATE SURVEY**

**NOVEMBER 2006**

*Joseph E. Favaloro*  
Executive Director

---

# TABLE OF CONTENTS

<b>SECTION</b>	<b>PAGE</b>
Introduction	ii
MWRA Community 2006 Water and Sewer Charges	1
Select Non-MWRA Massachusetts Community 2006 Charges	A1
Select Residential 2006 Water and Sewer Charges for U.S. Cities	B1
Appendix A - 2005 Water & Sewer Retail Rate Information	Appendix A
Appendix B - Second Meter Information and Glossary	Appendix B
Appendix C - 2005 and 2006 Water & Sewer Retail Rates Based On Community Water Use Data	Appendix C
Appendix D - Final MWRA Fiscal Year 2007 Billable Water and Sewer Charges	Appendix D

## Introduction

This is the twentieth "Annual Water and Sewer Retail Rate Survey" prepared by the Massachusetts Water Resources Authority (MWRA) Advisory Board, providing a comparative snapshot of water and sewer retail rates for each community in the MWRA service area. In addition, the survey also incorporates rate information from Massachusetts communities outside of the MWRA service area, as well as other cities nationwide.

The Rate Survey is typically the Advisory Board's most requested document. We hope that municipal officials, water and sewer industry professionals and concerned citizens continue to find the information presented in the survey useful and informative. As always, we welcome any questions or suggestions regarding this survey, which will allow us to improve the document for future years. Please do not hesitate to call our office at **(617) 742-7561**, or e-mail us at **[mwra\\_ab@mwra.state.ma.us](mailto:mwra_ab@mwra.state.ma.us)** with your feedback. Copies of this document are available at our website in Adobe format at **<http://www.mwraadvisoryboard.com>**.

## Average Water and Sewer Rates

The water and sewer rates cited on the following pages for average annual household use are based on the industry standard of 120 hundred cubic feet (HCF), or approximately 90,000 gallons. Actual usage per household will vary.

In recognition of this variability, Appendix C provides a comparative assessment of actual costs for water and sewer retail customers. These water and sewer charges are prorated based on 2000 United States Census information and 2004 and 2005 domestic water usage by community, provided by local water departments to the Massachusetts Department of Environmental Protection. Readers should keep in context that the 120 HCF benchmark utilized to calculate average household rates is intended to allow for equitable rate comparisons between municipalities. By including the information within Appendix C, the Advisory Board's intent is to provide a balanced depiction of the various means by which retail water and sewer rates can be calculated.

## The MWRA Advisory Board

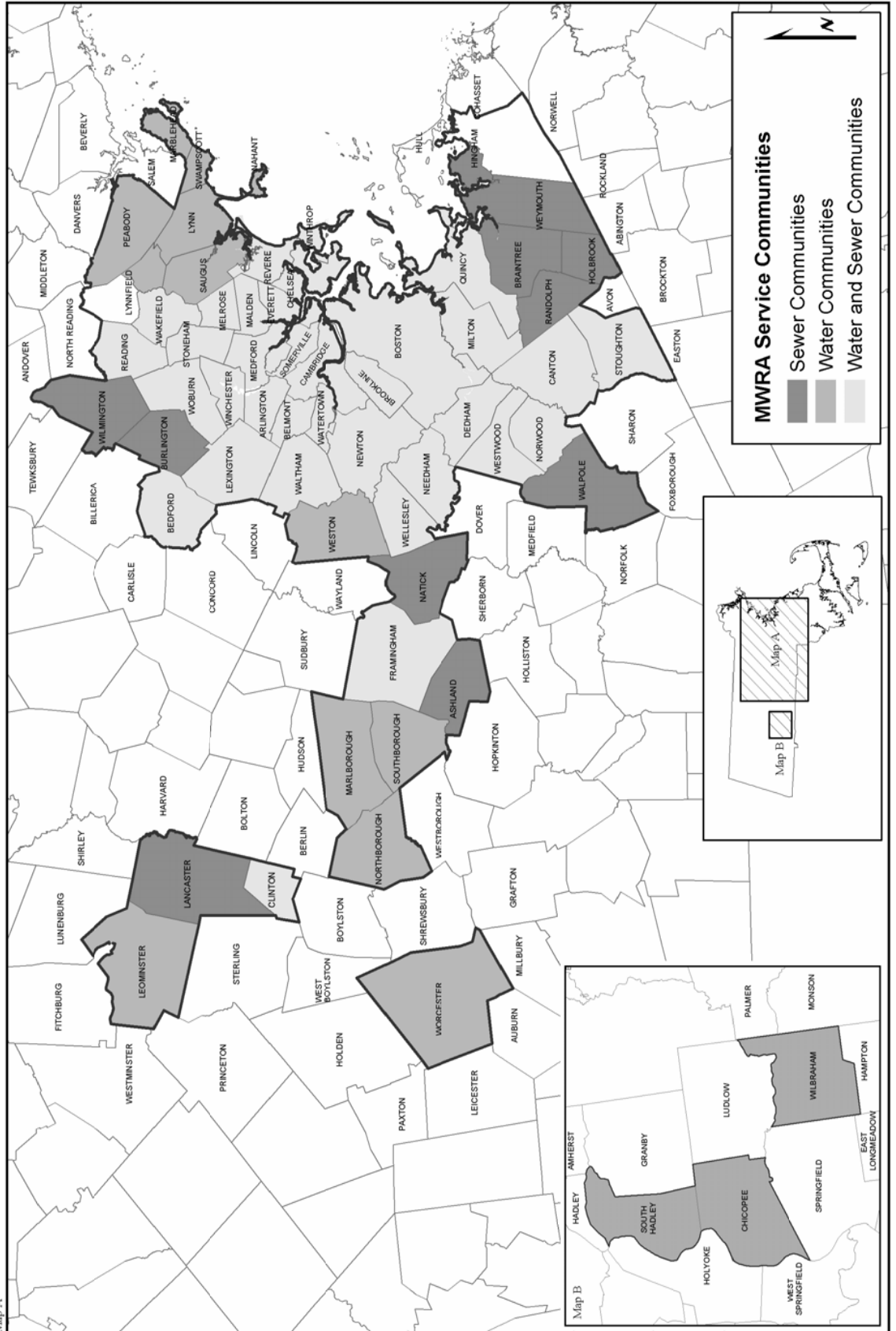
The MWRA Advisory Board was created by the Massachusetts Legislature in 1984 to represent the interests of Massachusetts Water Resources Authority service area communities. The Advisory Board is comprised of one representative from each of the sixty communities that receive water and/or sewer services from the MWRA, and one from the Metropolitan Area Planning Council. In addition, six members are appointed by the Governor to include a person with skills and expertise in matters relating to environmental protection, one representative each from the Connecticut River Basin, the Quabbin/Ware Watershed areas and the Wachusett Watershed area, plus two persons qualified by membership or affiliation in organizations concerned with the recreational or commercial uses of the Boston Harbor.

The Massachusetts Legislature has delegated specific responsibilities to the Advisory Board who in turn monitor the MWRA's programs from a ratepayer perspective.

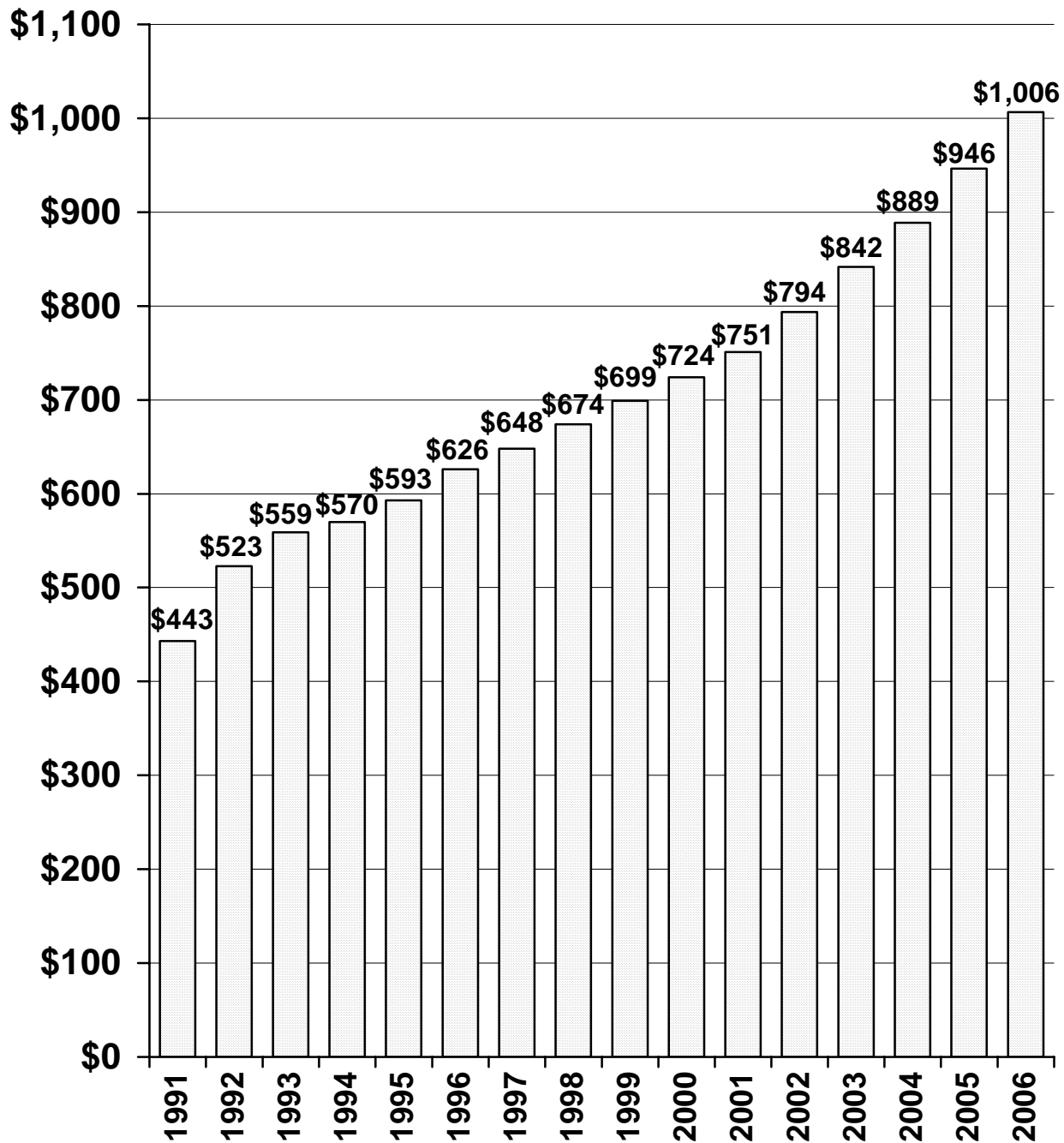
- ◆ serving as a watchdog over the MWRA to ensure proper management and budgetary control;
- ◆ making recommendations on annual expense budgets, capital improvement programs, business planning and user charges;
- ◆ holding hearings on matters relating to the MWRA and making subsequent recommendations to the Governor and the Legislature; and,
- ◆ appointing three individuals to the eleven member MWRA Board of Directors.

**This page intentionally left blank.**

# MWRA COMMUNITY 2006 WATER AND SEWER CHARGES

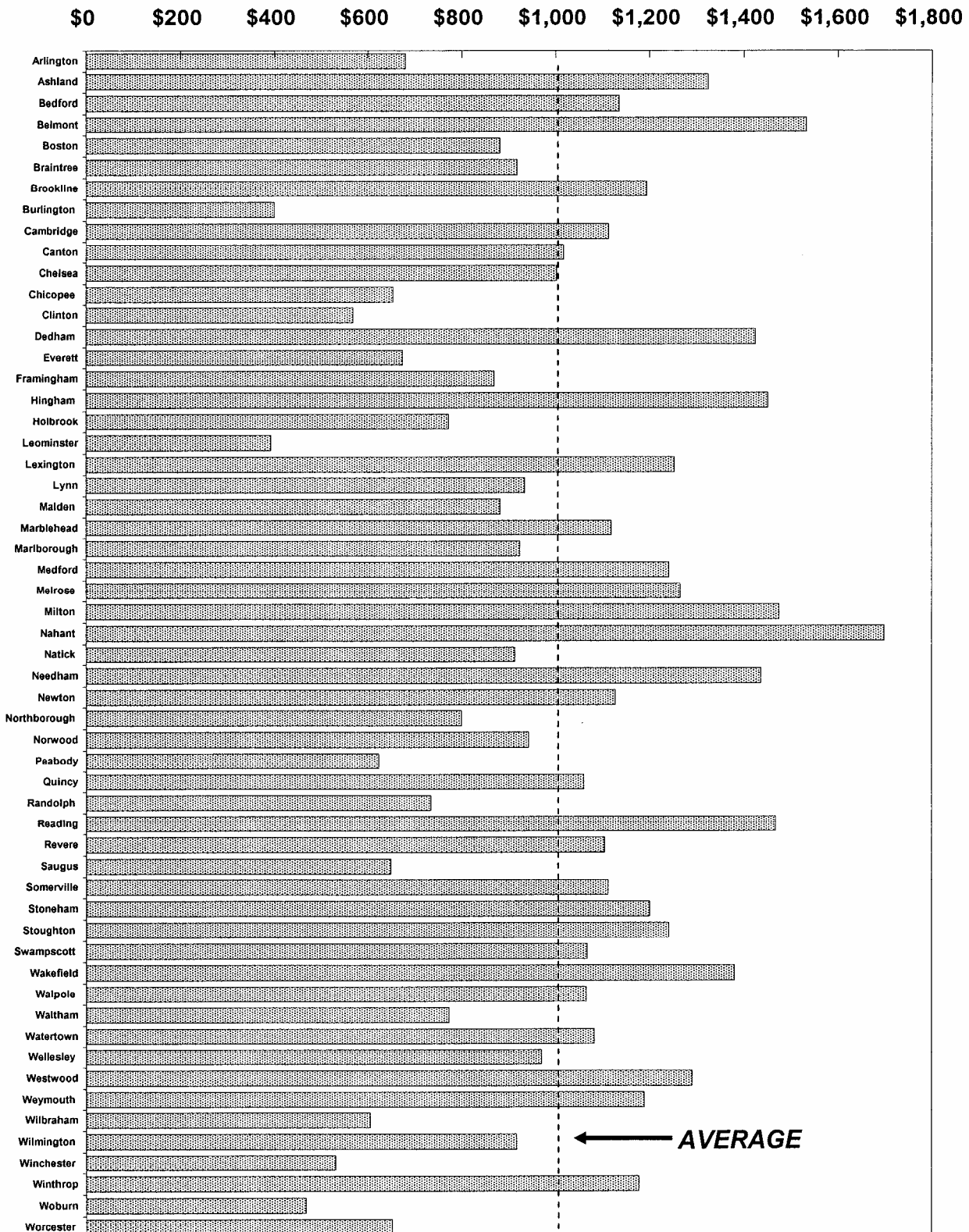


## Combined Annual Water & Sewer Charges in MWRA Communities 1991 - 2006



\*Charges are based on annual consumption of 12,000 cubic feet (approximately 90,000 gallons).

# 2006 COMBINED RETAIL WATER & SEWER RATES COMMUNITY CHARGE COMPARISONS



NOTE: Charges are based on an annual water consumption of 12,000 cubic feet (approximately 90,000 gallons).

<b>MWRA SYSTEMWIDE SUMMARY DATA</b>		
<b>2006</b>		
	<b>2005</b>	<b>2006</b>
<b>Avg. combined water and sewer cost</b>	\$946.39	\$1,006.49
<b>Percent change from prior year</b>	6.5%	6.3%
<b><u>WATER BILLING FREQUENCY</u></b>		
<b>Semi-Annual</b>	16	15
<b>Tri-Annual</b>	1	2
<b>Quarterly</b>	39	39
<b>Bi-Monthly</b>	0	0
<b>Monthly</b>	4	4
<b><u>WATER RATE STRUCTURE</u></b>		
<b>Ascending Block with Base Charge</b>	21	21
<b>Ascending Block only</b>	15	15
<b>Flat Rate with Base Charge</b>	9	8
<b>Flat Rate only</b>	14	15
<b>Fixed Fee</b>	1	1
<b><u>ELDERLY/LOW-INCOME DISCOUNTS</u></b>		
<b>Yes</b>	24	22
<b>No (or n/a)</b>	36	38
<b><u>DEBT SERVICE EXCLUSION</u></b>		
	2	2
<b><u>CHANGES IN COMBINED WATER AND SEWER CHARGES</u></b>		
<b>Decrease</b>	1	2
<b>No change</b>	14	13
<b>0% to 10% increase</b>	32	34
<b>10% to 20% increase</b>	10	10
<b>20% to 30% increase</b>	2	0
<b>30% to 40% increase</b>	1	0
<b>40% to 50% increase</b>	0	0
<b>Greater than 50% increase</b>	0	1

ANNUAL WATER AND SEWER CHARGES IN COMMUNITIES RECEIVING SERVICES FROM THE MWRA 2006		
	Water	Sewer
Arlington (W/S)*	\$349.40	\$331.20
Ashland (S)	-	888.80
Bedford (S/partial W)	475.00	661.00
Belmont (W/S)	560.72	971.64
Boston (W/S)	396.01	484.78
Braintree (S)	-	687.20
Brookline (W/S)	528.00	666.00
Burlington (S)	-	263.40
Cambridge (S/partial W)	340.80	772.80
Canton (S/partial W)	375.60	641.40
Chelsea (W/S)	404.40	597.60
Chicopee (W)	278.00	-
Clinton (W/S)	324.20	243.15
Dedham (S/partial W)	515.44	908.40
Everett (W/S)	181.20	493.20
Framingham (W/S)	429.60	439.20
Hingham (S)	-	786.00
Holbrook (S)	-	492.00
Leominster (partial W)	200.00	-
Lexington (W/S)	379.20	873.60
Lynn (partial W)	328.43	-
Lynnfield (W)	323.60	-
Malden (W/S)	393.60	488.40
Marblehead (W)	450.00	-
Marlborough (partial W)	588.00	-
Medford (W/S)	481.20	759.60
Melrose (W/S)	498.00	766.80
Milton (W/S)	565.20	910.08
Nahant (W)	850.80	-
Natick (S)	-	692.40
Needham (S/partial W)	430.00	1,005.00
Newton (W/S)	446.80	680.80
Northborough (partial W)	402.72	-
Norwood (W/S)	384.72	557.64
Peabody (partial W)	265.80	-
Quincy (W/S)	391.20	669.48
Randolph (S)	-	488.00
Reading (S/partial W)	740.10	727.20
Revere (W/S)	252.00	853.20
Saugus (W)	374.24	-
Somerville (W/S)	412.77	699.36
South Hadley (W)	348.80	-
Southborough (W)	301.08	-
Stoneham (W/S)	408.00	792.00
Stoughton (S/partial W)	420.76	819.60
Swampscott (W)	642.00	-
Wakefield (S/partial W)	487.20	891.60
Walpole (S)	-	600.58
Waltham (W/S)	289.92	482.64
Watertown (W/S)	399.40	684.00
Wellesley (S/partial W)	292.92	676.80
Weston (W)	183.20	-
Westwood (S/partial W)	515.44	774.00
Weymouth (S)	-	780.32
Wilbraham (W)	288.00	-
Wilmington (S)	-	487.20
Winchester (S/partial W)*	257.40	273.00
Winthrop (W/S)	442.80	734.40
Woburn (S/partial W)	174.00	294.00
Worcester (partial W)	313.20	-
<b>AVERAGE</b>	<b>\$401.62</b>	<b>\$654.31</b>
<b>Percent change</b>	<b>10.5%</b>	<b>6.1%</b>

Water and Sewer Charges are based on an annual water consumption of 12,000 cubic feet (approximately 90,000 gallons).  
\*Arlington and Winchester utilize the debt service exclusion as permitted under General Law 59 Section 21C(n).

## COMBINED ANNUAL WATER AND SEWER CHARGES IN MWRA COMMUNITIES 2006

(Charges include MWRA, community and alternatively supplied services;  
Rates based on average annual household use of 120 hundred cubic feet (HCF), or approximately 90,000 gallons)

	Water	Sewer	Combined	Change
Arlington (W/S)*	\$349.40	\$331.20	\$680.60	4.8%
Ashland (S)	435.60	888.80	1,324.40	19.3%
Bedford (S/partial W)	475.00	661.00	1,136.00	7.6%
Belmont (W/S)	560.72	971.64	1,532.36	3.2%
Boston (W/S)	396.01	484.78	880.79	6.2%
Braintree (S)	230.20	687.20	917.40	11.9%
Brookline (W/S)	528.00	666.00	1,194.00	7.0%
Burlington (S)	135.90	263.40	399.30	0.0%
Cambridge (S/partial W)	340.80	772.80	1,113.60	6.8%
Canton (S/partial W)	375.60	641.40	1,017.00	10.0%
Chelsea (W/S)	404.40	597.60	1,002.00	5.7%
Chicopee (W)	278.00	375.65	653.65	6.4%
Clinton (W/S)	324.20	243.15	567.35	50.1%
Dedham (S/partial W)	515.44	908.40	1,423.84	2.2%
Everett (W/S)	181.20	493.20	674.40	0.0%
Framingham (W/S)	429.60	439.20	868.80	3.1%
Hingham (S)	664.68	786.00	1,450.68	1.7%
Holbrook (S)	279.60	492.00	771.60	0.0%
Leominster (partial W)	200.00	192.00	392.00	2.1%
Lexington (W/S)	379.20	873.60	1,252.80	6.6%
Lynn (partial W)	328.43	605.37	933.80	14.6%
Malden (W/S)	393.60	488.40	882.00	0.0%
Marblehead (W)	450.00	670.00	1,120.00	2.0%
Marlborough (partial W)	588.00	336.00	924.00	17.9%
Medford (W/S)	481.20	759.60	1,240.80	10.5%
Melrose (W/S)	498.00	766.80	1,264.80	13.5%
Milton (W/S)	565.20	910.08	1,475.28	9.6%
Nahant (W)	850.80	847.20	1,698.00	0.0%
Natick (S)	221.00	692.40	913.40	-8.1%
Needham (S/partial W)	430.00	1,005.00	1,435.00	0.0%
Newton (W/S)	446.80	680.80	1,127.60	8.0%
Northborough (partial W)	402.72	396.56	799.28	7.4%
Norwood (W/S)	384.72	557.64	942.36	6.3%
Peabody (partial W)	265.80	356.40	622.20	0.0%
Quincy (W/S)	391.20	669.48	1,060.68	13.6%
Randolph (S)	246.00	488.00	734.00	8.5%
Reading (S/partial W)	740.10	727.20	1,467.30	15.8%
Revere (W/S)	252.00	853.20	1,105.20	0.0%
Saugus (W)	374.24	273.96	648.20	0.0%
Somerville (W/S)	412.77	699.36	1,112.13	8.2%
Stoneham (W/S)	408.00	792.00	1,200.00	5.3%
Stoughton (S/partial W)	420.76	819.60	1,240.36	4.4%
Swampscott (W)	642.00	426.00	1,068.00	-2.1%
Wakefield (S/partial W)	487.20	891.60	1,378.80	7.7%
Walpole (S)	465.84	600.58	1,066.42	3.7%
Waltham (W/S)	289.92	482.64	772.56	8.5%
Watertown (W/S)	399.40	684.00	1,083.40	5.3%
Wellesley (S/partial W)	292.92	676.80	969.72	8.7%
Westwood (S/partial W)	515.44	774.00	1,289.44	3.0%
Weymouth (S)	408.76	780.32	1,189.08	5.6%
Wilbraham (W)	288.00	315.60	603.60	0.0%
Wilmington (S)	429.60	487.20	916.80	9.3%
Winchester (S/partial W)*	257.40	273.00	530.40	5.1%
Winthrop (W/S)	442.80	734.40	1,177.20	16.5%
Woburn (S/partial W)	174.00	294.00	468.00	7.8%
Worcester (partial W)	313.20	337.92	651.12	11.5%
<b>AVERAGE</b>	<b>\$400.74</b>	<b>\$605.75</b>	<b>\$1,006.49</b>	<b>6.3%</b>
<i>The following communities do not provide municipal sewer services and therefore are not listed: Lynnfield Water District, South Hadley Fire District #1, Southborough and Weston. *Arlington and Winchester utilize the debt service exclusion as permitted under General Law 59 Section 21C(n).</i>				

## Arlington (W/S)

**Residential Water Rates:**

Last adjusted: July 1, 2006  
 Next adjustment scheduled: July 1, 2007  
 Fund: Enterprise

Base charge per bill \$16.90  
 First 200 HCF \$ 2.63/HCF  
 Over 200 HCF \$ 3.86 "

Billing Frequency: Semi-Annual

Annual cost per 120 HCF (≈ 90,000 gallons):

Water	\$ 349.40
Sewer	\$ 331.20
Combined	\$ 680.60
Percentage change from 2005	4.8%

**Residential Sewer Rates:**

Last adjusted: July 1, 2006  
 Next adjustment scheduled: July 1, 2007  
 Fund: Enterprise

First 1,000 HCF \$ 2.76/HCF  
 Over 1,000 HCF \$ 5.51 "  
 Based on 100% of water usage.

**Commercial Water Rates:**

Same as residential

**Commercial Sewer Rates:**

Same as residential

Elderly and/or Lower Income Discounts: n/a

Arlington utilizes the debt service exclusion as permitted under General Law 59 Section 21C(n).

## Ashland (S)

**Residential Water Rates:**

Last adjusted: December 31, 2005  
 Next adjustment scheduled: n/a  
 Fund: Enterprise

Base Charge per bill \$30.00  
 1 - 2,000 CF \$ 2.85/HCF  
 2,001 - 7,000 CF \$ 3.27 "  
 7,001 - 15,000 CF \$ 4.24 "  
 15,001 - 30,000 CF \$ 5.42 "  
 Balance \$ 5.98 "

Billing Frequency: Semi-Annual

Annual cost per 120 HCF (≈ 90,000 gallons):

Water	\$ 435.60
Sewer	\$ 888.80
Combined	\$1,324.40
Percentage change from 2005	19.3%

**Residential Sewer Rates:**

Last adjusted: December 31, 2005  
 Next adjustment scheduled: n/a  
 Fund: Enterprise

Base Charge per bill \$30.00  
 1 - 2,000 CF \$ 6.54/HCF  
 2,001 - 7,000 CF \$ 7.09 "  
 7,001 - 15,000 CF \$ 7.63 "  
 15,001 - 30,000 CF \$ 8.18 "  
 Balance \$ 9.81 "

Based on 100% of water usage.

**Commercial Water Rates:**

Same as residential

**Commercial Sewer Rates:**

Same as residential

Elderly and/or Lower Income Discounts: Yes

- ◆ Ashland calculates their water and sewer bills via subtractive method. For example, the 120 HCF charge for water is calculated as follows: (base charge per bill) \$30 + (1 to 2,000 CF) 20 X \$2.85 = \$57.00 + (6,000 CF - 2,000 CF = 4,000 CF) 40 X \$3.27 = \$130.80 = (subtotal) \$217.80 (billing frequency is bi-annual) \$217.80 X 2 = (net annual charge per 120 HCF) \$435.60.
- ◆ Only 58% of Ashland's census population is sewerred.

## Bedford (partial W/S)

### Residential Water Rates:

Last adjusted: July 1, 2006  
 Next adjustment scheduled: July 1, 2007  
 Fund: General

Base charge per bill: \$17.50  
 0 - 2,000 CF \$ 1.00/HCF  
 Over 2,001 CF \$ 5.00 "

### Residential Sewer Rates:

Last adjusted: July 1, 2006  
 Next adjustment scheduled: July 1, 2007  
 Fund: General

Base charge per bill: \$22.50  
 0 - 2,000 CF \$ 2.20/HCF  
 Over 2,001 CF \$ 6.60 "  
 Based on 100% of water usage.

Billing Frequency: Residential: Semi-Annual. Commercial: Monthly.

Annual cost per 120 HCF (≈ 90,000 gallons):

Water	\$ 475.00
Sewer	\$ 661.00
Combined	\$ 1,136.00
Percentage change from 2005	7.6%

### Commercial Water Rates:

\$5.00/HCF plus \$17.50 Base Charge.

### Commercial Sewer Rates:

\$6.60/HCF plus \$22.50 Base Charge.

Elderly and/or Lower Income Discounts: No

◆ Only 90% of Bedford's census population is sewered.

## Belmont (W/S)

### Residential Water Rates:

Last adjusted: July 1, 2006  
 Next adjustment scheduled: July 1, 2007  
 Fund: Enterprise

Base charge per bill \$14.18  
 All units \$ 4.20/HCF

### Residential Sewer Rates:

Last adjusted: July 1, 2006  
 Next adjustment scheduled: July 1, 2007  
 Fund: Enterprise

Base Charge per bill (5/8" Meter) \$ 5.31  
 All units \$ 7.92/HCF  
 Based on 100% of water usage.

Billing Frequency: Quarterly

Annual cost per 120 HCF (≈ 90,000 gallons):

Water	\$ 560.72
Sewer	\$ 971.64
Combined	\$1,532.36
Percentage change from 2005	3.2%

### Commercial Water Rates:

Same as residential

### Commercial Sewer Rates:

Same as residential

Elderly and/or Lower Income Discounts: Yes, based on property tax discount eligibility.

## Boston – Boston Water and Sewer Commission (W/S)

**Residential Water Rates:**

Last adjusted: January 1, 2006  
 Next adjustment scheduled: January 1, 2007  
 Fund: Enterprise

First 19 CF/Daily	\$3.236/HCF
Next 20 CF	\$3.388 "
Next 50 CF	\$3.528 "
Next 260 CF	\$3.751 "
Next 950 CF	\$3.915 "
Over 1,299 CF	\$4.053 "

Billing Frequency: Monthly

Annual cost per 120 HCF (≈ 90,000 gallons):

Water	\$ 396.01
Sewer	\$ 484.78
Combined	\$ 880.79
Percentage change from 2005	6.2%

**Commercial Water Rates:**

Same as residential

**Residential Sewer Rates:**

Last adjusted: January 1, 2006  
 Next adjustment scheduled: January 1, 2007  
 Fund: Enterprise

First 19 CF/Daily	\$3.988/HCF
Next 20 CF	\$4.111 "
Next 50 CF	\$4.194 "
Next 260 CF	\$4.425 "
Next 950 CF	\$4.669 "
Over 1,299 CF	\$4.831 "

Based on 100% of water usage.

**Commercial Sewer Rates:**

Same as residential

Elderly and/or Lower Income Discounts: 25% Elderly/Disabled Discount on water charges only.

## Braintree (S)

### Residential Water Rates:

Last adjusted: July 1, 2006  
 Next adjustment scheduled: July 1, 2007  
 Fund: Enterprise

Base charge per bill	\$ 11.25
0 - 5/HCF	\$ 1.11/HCF
6 - 35/HCF	\$ 1.63/HCF
36 - 200 HCF	\$ 2.88/HCF
Balance	\$ 3.96/HCF

Billing Frequency: Quarterly

Annual cost per 120 HCF (≈ 90,000 gallons):

Water	\$ 230.20
Sewer	\$ 687.20
Combined	\$ 917.40
Percentage change from 2005	11.9%

### Commercial Water Rates:

Same as residential

Elderly and/or Lower Income Discounts: No

### Residential Sewer Rates:

Last adjusted: July 1, 2006  
 Next adjustment scheduled: July 1, 2007  
 Fund: Enterprise

Base charge per bill	\$ 11.25
0 - 5/HCF	\$ 4.41/HCF
6 - 35/HCF	\$ 5.54/HCF
36 - 200 HCF	\$ 6.67/HCF
Balance	\$ 9.55/HCF

Based on 100% of water usage.

### Commercial Sewer Rates:

Same as residential

## Brookline (W/S)

### Residential Water Rates:

Last adjusted: July 1, 2006  
 Next adjustment scheduled: July 1, 2007  
 Fund: Enterprise

All units \$ 4.40/HCF

Billing Frequency: Quarterly

Annual cost per 120 HCF (≈ 90,000 gallons):

Water	\$ 528.00
Sewer	\$ 666.00
Combined	\$1,194.00
Percentage change from 2005	7.0%

### Commercial Water Rates:

Same as residential

Elderly and/or Lower Income Discounts: No

### Residential Sewer Rates:

Last adjusted: July 1, 2006  
 Next adjustment scheduled: July 1, 2007  
 Fund: Enterprise

All units \$ 5.55/HCF

Based on 100% of water usage.

### Commercial Sewer Rates:

Same as residential

# Burlington (S)

**Residential Water Rates:**

Last adjusted: January 1, 2002  
 Next adjustment scheduled: n/a  
 Fund: General

Base charge per bill includes:

First 20,000 gals.	\$29.20
20,001 - 30,000 gals.	\$ 1.40/000 gals.
30,001 - 50,000 gals.	\$ 1.65 "
50,001 - 70,000 gals.	\$ 1.90 "
70,001 - 90,000 gals.	\$ 2.25 "
Over 90,001 gals.	\$ 2.60 "

**Residential Sewer Rates:**

Last adjusted: August 1, 2005  
 Next adjustment scheduled: n/a  
 Fund: Enterprise

Base charge per bill includes:

First 20,000 gals.	\$27.20
20,001 - 30,000 gals.	\$ 3.85/000 gals.
30,001 - 50,000 gals.	\$ 4.40 "
50,001 - 70,000 gals.	\$ 5.45 "
70,001 - 90,000 gals.	\$ 6.55 "
Over 90,001	\$ 7.65 "

Based on 100% of water usage.

Billing Frequency: Residential: Semi-Annual. Commercial: Quarterly.

Annual cost per 120 HCF (≈ 90,000 gallons):

Water	\$ 135.90
Sewer	\$ 263.40
Combined	\$ 399.30
Percentage change from 2005	0.0%

**Commercial Water Rates:**

Base charge per bill includes:

First 10,000 gals.	\$14.60
10,001 - 15,000 gals.	\$ 1.80/000 gals.
15,001 - 35,000 gals.	\$ 2.00 "
Over 35,001 gals.	\$ 2.25 "

**Commercial Sewer Rates:**

Base charge per bill includes:

First 10,000 gals.	\$13.60
10,001 - 15,000 gals.	\$ 3.60/000 gals.
15,001 - 35,000 gals.	\$ 3.95 "
Over 35,001 gals.	\$ 6.15 "

Elderly and/or Lower Income Discounts: No

## Cambridge (partial W/S)

### Residential Water Rates:

Last adjusted: April 1, 2006  
 Next adjustment scheduled: April 1, 2007  
 Fund: Enterprise

0 - 40 HCF	\$ 2.84/HCF
41 - 400 HCF	\$ 3.05 "
401 - 2,000 HCF	\$ 3.23 "
2,001 - 10,000 HCF	\$ 3.44 "
Over 10,000 HCF	\$ 3.72 "

Billing Frequency: Quarterly

Annual cost per 120 HCF (≈ 90,000 gallons):

Water	\$ 340.80
Sewer	\$ 772.80
Combined	\$ 1,113.60
Percentage change from 2005	6.8%

### Commercial Water Rates:

Same as residential

### Residential Sewer Rates:

Last adjusted: April 1, 2006  
 Next adjustment scheduled: April 1, 2007  
 Fund: General

0 - 40 HCF	\$ 6.44/HCF
41 - 400 HCF	\$ 6.82 "
401 - 2,000 HCF	\$ 7.32 "
2,001 - 10,000 HCF	\$ 7.89 "
Over 10,000 HCF	\$ 8.39 "

Based on 100% of water usage.

### Commercial Sewer Rates:

Same as residential

Elderly and/or Lower Income Discounts: Yes, residents over 65 who own/occupy their own home are eligible for a 15% discount on water/sewer bills not to exceed \$90 annually.

## Canton (partial W/S)

### Residential Water Rates:

Last adjusted: July 1, 2006  
 Next adjustment scheduled: July 1, 2007  
 Fund: Enterprise

0 - 15 HCF	\$ 2.42/HCF
16 - 40 HCF	\$ 3.84 "
41 - 60 HCF	\$ 6.93 "
Over 60 HCF	\$ 8.04 "

Billing Frequency: Quarterly

Annual cost per 120 HCF (≈ 90,000 gallons):

Water	\$ 375.60
Sewer	\$ 641.40
Combined	\$1,017.00
Percentage change from 2005	10.0%

### Commercial Water Rates:

0 - 400 HCF	\$ 5.69/HCF
Over 400 HCF	\$ 8.47/HCF

### Residential Sewer Rates:

Last adjusted: July 1, 2006  
 Next adjustment scheduled: July 1, 2007  
 Fund: Enterprise

0 - 15 HCF	\$ 5.17/HCF
16 - 40 HCF	\$ 5.52 "
41 - 60 HCF	\$ 6.89 "
Over 60 HCF	\$ 8.56 "

Based on 100% of water usage.

### Commercial Sewer Rates:

0 - 400 HCF	\$ 6.95/HCF
Over 400 HCF	\$ 11.43/HCF

Elderly and/or Lower Income Discounts: No

◆ Only 65% of the Canton census population is sewerred.

## Chelsea (W/S)

**Residential Water Rates:**

Last adjusted: July 1, 2006  
 Next adjustment scheduled: July 1, 2007  
 Fund: Enterprise

0 - 10 HCF \$ 3.37/HCF  
 11 - 50 HCF \$ 3.72 "  
 Over 50 \$ 4.11 "

Billing Frequency: Monthly

Annual cost per 120 HCF (≈ 90,000 gallons):

Water	\$ 404.40
Sewer	\$ 597.60
Combined	\$1,002.00
Percentage change from 2005	5.7%

**Commercial Water Rates:**

Same as residential

Elderly and/or Lower Income Discounts: No

**Residential Sewer Rates:**

Last adjusted: July 1, 2006  
 Next adjustment scheduled: July 1, 2007  
 Fund: Enterprise

0 - 10 HCF \$ 4.98/HCF  
 11 - 50 HCF \$ 5.50 "  
 Over 50 HCF \$ 6.08 "

Based on 100% of water usage.

**Commercial Sewer Rates:**

Same as residential

## Chicopee (W)

**Residential Water Rates:**

Last adjusted: July 1, 2005  
 Next adjustment scheduled: n/a  
 Fund: Special Revenue

Base charge per bill includes:  
 Meter Rental Charge 5/8" Meter \$ 2.00  
 Min Charge 1,000 CF or less \$ 22.50  
 Over 1,000 CF \$ 2.25/HCF

Billing Frequency: Quarterly

Annual cost per 120 HCF (≈ 90,000 gallons):

Water	\$ 278.00
Sewer	\$ 375.65
Combined	\$ 653.65
Percentage change from 2005	6.4%

**Commercial/Industrial Water Rates:**

Same as residential

Elderly and/or Lower Income Discounts: No

**Residential Sewer Rates:**

Last adjusted: July 1, 2006  
 Next adjustment scheduled: July 1, 2007  
 Fund: Special Revenue (Sewer Use Fee)

Min Charge (under 546 CF/Qtr): \$ 10.00  
 CSO Fee \$ 25.00  
 0 - 10 HCF \$ 2.25/HCF  
 Over 10 HCF \$ 2.60

Based on 100% of water usage, with a summer discount of 30% during the months of June, July and August.

**Commercial/Industrial Sewer Rates:**

Same as residential

## Clinton (W/S)

### Residential Water Rates:

Last adjusted: March 2006  
 Next adjustment scheduled: n/a  
 Fund: Enterprise

0 - 3,000 CF \$ 2.55/HCF  
 3,001 - 5,000 CF \$ 2.78 "  
 5,001- 20,000 CF \$ 3.00 "  
 Balance \$ 3.23 "

Billing Frequency: Semi-Annual

Annual cost per 120 HCF (≈ 90,000 gallons):

Water	\$ 324.20
Sewer	\$ 243.15
Combined	\$ 567.35
Percentage change from 2005	50.1%

### Commercial Water Rates:

Same as residential

Elderly and/or Lower Income Discounts: No

### Residential Sewer Rates:

Last adjusted: March 2006  
 Next adjustment scheduled: n/a  
 Fund: Enterprise

Sewer bill is 75% of water bill

### Commercial Sewer Rates:

Same as residential

## Dedham (S)

### Residential Water Rates:

Last adjusted: March 1, 2005  
 Next adjustment scheduled: March 1, 2007  
 Fund: Enterprise

Base charge per bill includes:  
 Base charge 5 HCF (5/8" meter) \$ 29.61  
 5-50 HCF \$ 3.97/HCF  
 Over 51 HCF \$ 5.97 "

Billing Frequency: Quarterly

Annual cost per 120 HCF (≈ 90,000 gallons):

Water	\$ 515.44
Sewer	\$ 908.40
Combined	\$1,423.84
Percentage change from 2005	2.2%

### Commercial Water Rates:

Minimum charge 5/8" meter with 900 CF allowance \$ 50.17  
 All units in excess of allowance \$ 3.97/HCF

Elderly and/or Lower Income Discounts: No

### Residential Sewer Rates:

Last adjusted: November 2006  
 Next adjustment scheduled: n/a  
 Fund: Special Revenue

Base/Minimum Charge: \$ 31.60  
 All units \$ 7.57/HCF  
 Based on 100% of water usage.

### Commercial Sewer Rates:

Base/Minimum Charge: \$ 34.12  
 All units \$ 8.53/HCF

## Everett (W/S)

### Residential Water Rates:

Last adjusted: January 1, 2003  
 Next adjustment scheduled: Unknown  
 Fund: General

0 - 30 HCF	\$ 1.51/HCF
31 - 60 HCF	\$ 1.81 "
61 - 1000 HCF	\$ 2.15 "
Balance	\$ 2.43 "

Billing Frequency: Quarterly

Annual cost per 120 HCF (≈ 90,000 gallons):

Water	\$ 181.20
Sewer	\$ 493.20
Combined	\$ 674.40
Percentage change from 2005	0.0%

### Commercial Water Rates:

Same as residential

Elderly and/or Lower Income Discounts: Yes, 15% on water.

### Residential Sewer Rates:

Last adjusted: January 1, 2003  
 Next adjustment scheduled: Unknown  
 Fund: General

0 - 30 HCF	\$ 4.11/HCF
31 - 60 HCF	\$ 5.08 "
61 - 1000 HCF	\$ 5.78 "
Balance	\$ 6.42 "

Based on 100% of water usage.

### Commercial Sewer Rates:

Same as residential

## Framingham (W/S)

### Residential Water Rates:

Last adjusted: July 1, 2006  
 Next adjustment scheduled: July 1, 2007  
 Fund: Enterprise

1 - 156 HCF	\$ 3.58/HCF
157 - 3,000 HCF	\$ 3.63 "
Over 3,001 HCF	\$ 3.32 "

Billing Frequency: Quarterly

Annual cost per 120 HCF (≈ 90,000 gallons):

Water	\$ 429.60
Sewer	\$ 439.20
Combined	\$ 868.80
Percentage change from 2005	3.1%

### Commercial Water Rates:

Same as residential

Elderly and/or Lower Income Discounts: A 25% discount for water and sewer is available for the 1-156 HCF tier only.

### Residential Sewer Rates:

Last adjusted: July 1, 2006  
 Next adjustment scheduled: July 1, 2007  
 Fund: Enterprise

1 - 156 HCF	\$ 3.66/HCF
157 - 3,000 HCF	\$ 5.84 "
Over 3,001 HCF	\$ 8.74 "

Based on 100% of water usage.

### Commercial Sewer Rates:

Same as residential

## Hingham (S)

### Residential Water Rates:

Last adjusted: May 1, 2001  
 Next adjustment scheduled: n/a  
 Fund: Private Company

Base charge per bill \$ 55.83  
 All Units \$ 2.085/HCF

Consumption charge for water treatment facility lease 1/HCF \$ .845/HCF  
 Consumption charge for water treatment O & M 1/HCF \$ .748/HCF

Billing Frequency: Water: Quarterly. Sewer: Semi-Annual.

Annual cost per 120 HCF (≈ 90,000 gallons):

Water	\$ 664.68
Sewer	\$ 786.00
Combined	\$ 1,450.68
Percentage change from 2005	1.7%

### Commercial Water Rates:

All Units \$ 3.1305/HCF

### Residential Sewer Rates:

Last adjusted: May 1, 2006  
 Next adjustment scheduled: May 1, 2007  
 Fund: Special Revenue

All units \$ 6.55/HCF  
 Based on 100% of water usage.

### Commercial Sewer Rates:

Same as residential

Elderly and/or Lower Income Discounts: n/a

- ◆ Of Hingham's census population, only 31% utilize local sewers receiving MWRA wholesale sewer service.
- ◆ Hingham's water services are provided by the Aquarion Water Company.
- ◆ Water: Service Charge for 5/8" Meter=\$36.75, Surcharge on 5/8" Meter=\$43.35, Surcharge Credit = \$24.27.  
 \$36.75+\$43.35-\$24.27=\$55.83 Base Charge.

## Holbrook (S)

### Residential Water Rates:

Last adjusted: May 2002  
 Next adjustment scheduled: May 2007  
 Fund: n/a

All units \$ 2.33/HCF

Billing Frequency: Semi-Annual

Annual cost per 120 HCF (≈ 90,000 gallons):

Water	\$ 279.60
Sewer	\$ 492.00
Combined	\$ 771.60
Percentage change from 2005	0.0%

### Commercial Water Rates:

All units \$ 2.42/HCF

### Residential Sewer Rates:

Last adjusted: November 1, 2005  
 Next adjustment scheduled: November 1, 2007  
 Fund: General

All Units \$ 4.10/HCF

Based on 100% of water usage.

### Commercial Sewer Rates:

All units \$ 4.20/HCF

Elderly and/or Lower Income Discounts: No

Only 59% of the Holbrook census population is sewered.

## Leominster (partial W)

**Residential Water Rates:**

Last adjusted: July 1, 2003  
 Next adjustment scheduled: September 2007  
 Fund: Special Revenue

Base Charge per bill includes:  
 First 10 HCF \$ 15.00  
 Over 10 HCF \$ 1.75/HCF

Billing Frequency: Quarterly

Annual cost per 120 HCF (≈ 90,000 gallons):  
 Water \$ 200.00  
 Sewer \$ 192.00  
 Combined \$ 392.00  
 Percentage change from 2005 2.1%

**Commercial Water Rates:**

Same as residential

Elderly and/or Lower Income Discounts: n/a

**Residential Sewer Rates:**

Scheduled adjustment: July 1, 2006  
 Next scheduled adjustment: July 1, 2007  
 Fund: Special Revenue

Base Charge per bill includes:  
 First 10 HCF \$ 14.00  
 Over 10 HCF \$ 1.70/HCF  
 Based on 100% of water usage.

**Commercial Sewer Rates:**

Same as residential

## Lexington (W/S)

**Residential Water Rates:**

Last adjusted: October 2006  
 Next adjustment scheduled: October 2007  
 Fund: Enterprise

First 40 HCF \$ 2.71/HCF  
 41 - 80 HCF \$ 4.06 "  
 Over 81 HCF \$ 5.35 "

Billing Frequency: Semi-Annual

Annual cost per 120 HCF (≈ 90,000 gallons):  
 Water \$ 379.20  
 Sewer \$ 873.60  
 Combined \$1,252.80  
 Percentage change from 2005 6.6%

**Commercial Water Rates:**

Same as residential

Elderly and/or Lower Income Discounts: Yes, 30% discount for customers that qualify for fuel assistance.

**Residential Sewer Rates:**

Last adjusted: October 2006  
 Next adjustment scheduled: October 2007  
 Fund: Enterprise

First 40 HCF \$ 6.01/HCF  
 41 - 80 HCF \$ 9.82 "  
 Over 81 HCF \$15.60 "  
 Based on 100% of water usage.

**Commercial Sewer Rates:**

Same as residential

## Lynn (partial W)

### Residential Water Rates:

Last adjusted: July 1, 2006  
 Next adjustment scheduled: July 1, 2007  
 Fund: Enterprise

0 - 2,740 CF \$ 2.73/HCF  
 2,741 - 7,305 CF \$ 2.81 "  
 7,306 - 281,245 CF \$ 2.85 "  
 Over 281,246 CF \$ 2.90 "

Billing Frequency: Quarterly

Annual cost per 120 HCF (≈ 90,000 gallons):

Water	\$ 328.43
Sewer	\$ 605.37
Combined	\$ 933.80
Percentage change from 2005	14.6%

### Residential Sewer Rates:

Last adjusted: July 1, 2006  
 Next adjustment scheduled: July 1, 2007  
 Fund: Enterprise

0 - 2,740 CF \$ 5.03/HCF  
 2,741 - 7,305 CF \$ 5.20 "  
 7,306 - 281,245 CF \$ 5.25 "  
 Over 281,246 CF \$ 5.31 "  
 Based on 100% of water usage.

### Commercial Water Rates:

Same as residential

### Commercial Sewer Rates:

Same as residential

Elderly and Disabled Discounts: Yes, for owner occupied discounts on water service for widows and widowers, elderly and fully disabled. Single family 15%, two-family 7.5% and three family 5%.

## Lynnfield - Lynnfield Water District (W)

### Residential Water Rates:

Last adjusted: April 10, 2006  
 Next adjustment scheduled: n/a  
 Fund: General

Base charge per bill includes:  
 First 2,000 CF \$ 59.00  
 2,001 - 10,000 CF \$ 2.57/HCF  
 Over 10,000 CF \$ 2.79 "

Billing Frequency: Residential: Semi-Annual. Commercial: Quarterly.

Annual cost per 120 HCF (≈ 90,000 gallons):

Water	\$ 323.60
Sewer	not sewerd
Combined	\$ 323.60
Percentage change from 2005	7.2%

### Residential Sewer Rates:

Last adjusted: n/a  
 Next adjustment scheduled: n/a  
 Fund: n/a

Community not sewerd

### Commercial Water Rates:

Base charge per quarterly bill includes:  
 First 1,000 CF \$ 29.50/HCF  
 1,001 - 5,000 CF \$ 2.57 "  
 Over 5,000 CF \$ 2.79 "

### Commercial Sewer Rates:

n/a

Elderly and/or Lower Income Discounts: Lynnfield has a 10% discount for water for all customers if bill is paid within 20 days.

## Malden (W/S)

**Residential Water Rates:**

Last adjusted: December 20, 2004  
 Next adjustment scheduled: n/a  
 Fund: Enterprise

Base charge per bill includes:  
 First 500 CF (Meter up to 1") \$ 15.00  
 501 - 2,500 CF \$ 2.88/HCF  
 2,501 - 37,500 CF \$ 5.16 "  
 Over 37,500 CF \$ 6.53 "

Billing Frequency: Quarterly

Annual cost per 120 HCF (≈ 90,000 gallons):  
 Water \$ 393.60  
 Sewer \$ 488.40  
 Combined \$ 882.00  
 Percentage change from 2005 0.0%

**Commercial Water Rates:**

Same as residential

Elderly and/or Lower Income Discounts: n/a

**Residential Sewer Rates:**

Last adjusted: December 20, 2004  
 Next adjustment scheduled: n/a  
 Fund: Enterprise

Base charge per bill includes:  
 First 500 CF (Meter up to 1") \$ 10.00  
 501 - 2,500 CF \$ 3.94/HCF  
 2,501 - 37,500 CF \$ 6.66 "  
 Over 37,500 CF \$ 7.34 "  
 Based on 100% of water usage.

**Commercial Sewer Rates:**

Same as Residential

## Marblehead (W)

**Residential Water Rates:**

Last adjusted: July 1, 2006  
 Next adjustment scheduled: July 1, 2007  
 Fund: Enterprise

Base admin. charge per quarter \$12.00  
 First 3,000 CF \$ 3.35/HCF  
 Over 3,000 CF \$ 3.65 "

Billing Frequency: Quarterly

Annual cost per 120 HCF (≈ 90,000 gallons):  
 Water \$ 450.00  
 Sewer \$ 670.00  
 Combined \$1,120.00  
 Percentage change from 2005 2.0%

**Commercial Water Rates:**

Same as residential

Elderly and/or Lower Income Discounts: No

**Residential Sewer Rates:**

Last adjusted: July 1, 2006  
 Next adjustment scheduled: July 1, 2007  
 Fund: Enterprise

Base admin. charge per quarter \$ 7.00  
 First 3,000 CF \$ 5.35/HCF  
 Over 3,000 CF \$ 5.65 "  
 Based on 100% of water usage.

**Commercial Sewer Rates:**

Same as residential

- ◆ Marblehead is a member of the South Essex Sewer District.
- ◆ Sewer deduct meters are utilized in Marblehead, reducing total sewerage bills on average by 20%.

## Marlborough (partial W)

**Residential Water Rates:**

Last adjusted: August 2006  
 Next adjustment scheduled: Unknown  
 Fund: General

All units \$ 4.90/HCF

**Residential Sewer Rates:**

Last adjusted: July 1, 2001  
 Next adjustment scheduled: Unknown  
 Fund: General

All units \$ 2.80/HCF  
 Based on 100% of water usage.

Billing Frequency: Residential: Quarterly. Large volume users: Monthly.

Annual cost per 120 HCF (≈ 90,000 gallons):

Water	\$ 588.00
Sewer	\$ 336.00
Combined	\$ 924.00
Percentage change from 2005	17.9%

**Commercial Water Rates:**

Same as residential

Elderly and/or Lower Income Discounts: No

**Commercial Sewer Rates:**

Same as residential

## Medford (W/S)

**Residential Water Rates:**

Last adjusted: January 1, 2006  
 Next adjustment scheduled: October 1, 2007  
 Fund: Enterprise

All units \$ 4.01/HCF

Billing Frequency: Quarterly

Annual cost per 120 HCF (≈ 90,000 gallons):

Water	\$ 481.20
Sewer	\$ 759.60
Combined	\$1,240.80
Percentage change from 2005	10.5%

**Residential Sewer Rates:**

Last adjusted: October 1, 2004  
 Next adjustment scheduled: October 1, 2007  
 Fund: Enterprise

All units \$ 6.33/HCF  
 Based on 100% of water usage.

**Commercial Water Rates:**

Same as residential

Elderly and/or Lower Income Discounts: Yes

**Commercial Sewer Rates:**

Same as residential

## Melrose (W/S)

**Residential Water Rates:**

Last adjusted: July 1, 2006  
 Next adjustment scheduled: July 1, 2007  
 Fund: Enterprise

All units \$ 4.15/HCF

Billing Frequency: Quarterly

Annual cost per 120 HCF (≈ 90,000 gallons):

Water	\$ 498.00
Sewer	\$ 766.80
Combined	\$1,264.80
Percentage change from 2005	13.5%

**Residential Sewer Rates:**

Last adjusted: July 1, 2006  
 Next adjustment scheduled: July 1, 2007  
 Fund: Enterprise

All units \$ 7.10/HCF  
 Based on 90% of water usage. If second meter is installed, then based on 100% of primary meter.

**Commercial Water Rates:**

All units \$ 5.20/HCF

**Commercial Sewer Rates:**

All units \$ 7.10/HCF

Elderly and/or Lower Income Discounts: Yes, 20% discount on water and sewer.

## Milton (W/S)

**Residential Water Rates:**

Last adjusted: August 2006  
 Next adjustment scheduled: August 2007  
 Fund: Special Revenue

Base charge per bill includes:  
 From 0 - 6 HCF \$ 23.70  
 Over 6 HCF \$ 4.90/HCF

Billing Frequency: Quarterly

Annual cost per 120 HCF (≈ 90,000 gallons):

Water	\$ 565.20
Sewer	\$ 910.08
Combined	\$1,475.28
Percentage change from 2005	9.6%

**Residential Sewer Rates:**

Last adjusted: August 2006  
 Next adjustment scheduled: August 2007  
 Fund: Special Revenue

Base charge per bill includes:  
 From 0 - 6 HCF \$ 28.80  
 Over 6 HCF \$ 8.28/HCF  
 Based on 100% of water usage.

**Commercial Water Rates:**

Same as residential

**Commercial Sewer Rates:**

Same as residential

Elderly and/or Lower Income Discounts: No

## Nahant (W)

### Residential Water Rates:

Last adjusted: July 1, 2005  
 Next adjustment scheduled: July 1, 2007  
 Fund: Enterprise

All units \$ 7.09/HCF

Billing Frequency: Tri-Annual

Annual cost per 120 HCF (≈ 90,000 gallons):

Water	\$ 850.80
Sewer	\$ 847.20
Combined	\$ 1,698.00
Percentage change from 2005	0.0%

### Residential Sewer Rates:

Last adjusted: July 1, 2005  
 Next adjustment scheduled: July 1, 2007  
 Fund: Enterprise

All units \$ 7.06/HCF  
 Based on 100% of water usage.

### Commercial Water Rates:

Same as residential

Elderly and/or Lower Income Discounts: No

### Commercial Sewer Rates:

Same as residential

Nahant receives wholesale wastewater services from the Lynn Water and Sewer Commission.

## Natick (S)

### Residential Water Rates:

Last adjusted: January 1, 2006  
 Next adjustment scheduled: January 1, 2007  
 Fund: Enterprise

First 7 HCF \$ 5.80  
 8 - 20 HCF \$ 1.65/HCF  
 21 - 100 HCF \$ 2.80/HCF  
 Balance \$ 3.35/HCF

Billing Frequency: Quarterly

Annual cost per 120 HCF (≈ 90,000 gallons):

Water	\$ 221.00
Sewer	\$ 692.40
Combined	\$ 913.40
Percentage change from 2005	-8.1%

### Residential Sewer Rates:

Last adjusted: January 1, 2006  
 Next adjustment scheduled: January 1, 2007  
 Fund: Enterprise

First 7 HCF \$ 23.60  
 Balance \$ 6.50/HCF  
 Based on 100% water usage.

### Commercial Water Rates:

Same as residential.

### Commercial Sewer Rates:

Same as residential.

Elderly and/or Lower Income Discounts: Yes, elderly receive the first seven HCF of water in any quarter for free.

Only 82% of Natick's census population is sewered.

## Needham (S/partial W)

### Residential Water Rates:

Last adjusted: July 1, 2005  
 Next adjustment scheduled: July 1, 2007  
 Fund: Enterprise

1 - 5 HCF \$ 2.50/HCF  
 6 - 25 HCF \$ 3.75/ "  
 26 - 40 HCF \$ 4.00/ "  
 Over 40 HCF \$ 4.40/ "

Billing Frequency: Quarterly

Annual cost per 120 HCF (≈ 90,000 gallons):

Water	\$ 430.00
Sewer	\$1,005.00
Combined	\$1,435.00
Percentage change from 2005	0.0%

### Commercial Water Rates:

Same as residential

Elderly and/or Lower Income Discounts: n/a

Only 93% of Needham's census population is sewered.

### Residential Sewer Rates:

Last adjusted: July 1, 2005  
 Next adjustment scheduled: July 1, 2007  
 Fund: Enterprise

1 - 5 HCF \$ 7.70/HCF  
 6 - 25 HCF \$ 8.40/ "  
 26 - 40 HCF \$ 8.95/ "  
 Over 40 HCF \$ 9.70/ "

Based on 100% of water usage.

### Commercial Sewer Rates:

Same as residential

## Newton (W/S)

### Residential Water Rates:

Last adjusted: July 10, 2006  
 Next adjustment scheduled: July 10, 2007  
 Fund: Enterprise

First 20 HCF \$ 3.49/HCF  
 21 - 70 HCF \$ 4.19 "  
 Over 70 HCF \$ 5.03 "

Billing Frequency: Quarterly

Annual cost per 120 HCF (≈ 90,000 gallons):

Water	\$ 446.80
Sewer	\$ 680.80
Combined	\$1,127.60
Percentage change from 2005	8.0%

### Commercial Water Rates:

Same as residential

Elderly and/or Lower Income Discounts: Yes, a 30% discount for water and sewer services supplied to dwellings owned and inhabited by any person who is certified by the Board of Assessors as qualifying under one or more of the tax exemption programs set out in Massachusetts General Laws.

### Residential Sewer Rates:

Last adjusted: July 10, 2006  
 Next adjustment scheduled: July 10, 2007  
 Fund: Enterprise

First 20 HCF \$ 5.32/HCF  
 21 - 70 HCF \$ 6.38 "  
 Over 70 HCF \$ 7.66 "

Based on 100% of water usage.

### Commercial Sewer Rates:

Same as residential

## Northborough (partial W)

**Residential Water Rates:**

Last adjusted: May 2006  
 Next adjustment scheduled: May 2007  
 Fund: Enterprise

0 - 40 HCF \$ 3.148/HCF  
 41 - 120 HCF \$ 3.772 "  
 Over 120 HCF \$ 4.648 "

Billing Frequency: Semi-Annual

Annual cost per 120 HCF (≈ 90,000 gallons):

Water	\$ 402.72
Sewer	\$ 396.56
Combined	\$ 799.28
Percentage change from 2005	7.4%

**Commercial Water Rates:**

Same as residential

Elderly and/or Lower Income Discounts: No

**Residential Sewer Rates:**

Last adjusted: May 2005  
 Next adjustment scheduled: May 2007  
 Fund: Enterprise

0 - 40 HCF \$ 3.264/HCF  
 41 - 120 HCF \$ 3.386 "  
 Over 120 HCF \$ 3.538 "  
 Based on 100% of water usage.

**Commercial Sewer Rates:**

Same as residential

## Norwood (W/S)

**Residential Water Rates:**

Last adjusted: July 1, 2006  
 Next adjustment scheduled: July 1, 2007  
 Fund: General

Meter Charge: \$ 2.66  
 First 500 CF \$ 2.38/HCF  
 Balance \$ 3.50 "

Billing Frequency: Monthly

Annual cost per 120 HCF (≈ 90,000 gallons):

Water	\$ 384.72
Sewer	\$ 557.64
Combined	\$ 942.36
Percentage change from 2005	6.3%

**Commercial Water Rates:**

Same as residential

Elderly and/or Lower Income Discounts: No

**Residential Sewer Rates:**

Last adjusted: July 1, 2006  
 Next adjustment scheduled: July 1, 2007  
 Fund: General

First 300 CF \$ 5.33/HCF  
 Balance \$ 10.16 "  
 Based on 60% of water usage.

**Commercial Sewer Rates:**

Same as residential

## Peabody (partial W)

**Residential Water Rates:**

Last adjusted: March 1, 2003  
 Next adjustment scheduled: n/a  
 Fund: General

Minimum Charge: \$ 5.00/Qtr.  
 First 15 HCF \$ 2.12/HCF  
 15-30 HCF \$ 2.31 "  
 Over 30 HCF \$ 2.52 "

Billing Frequency: Quarterly

Annual cost per 120 HCF (≈ 90,000 gallons):

Water	\$ 265.80
Sewer	\$ 356.40
Combined	\$ 622.20
Percentage change from 2005	0.0%

**Residential Sewer Rates:**

Last adjusted: March 1, 2003  
 Next adjustment scheduled: n/a  
 Fund: General

First 15 HCF \$ 2.83/HCF  
 Over 15 HCF \$ 3.11 "  
 Based on 100% of water usage.

**Commercial Water Rates:**

First 15 HCF \$ 2.52/HCF  
 15-150 HCF \$ 2.73 "  
 Over 150 HCF \$ 2.98 "

**Commercial Sewer Rates:**

First 15 HCF \$ 3.25/HCF  
 Over 15 HCF \$ 3.59 "

Elderly and/or Lower Income Discounts: No

Peabody receives wholesale wastewater service from the South Essex Sewerage District.

## Quincy (W/S)

**Residential Water Rates:**

Last adjusted: July 1, 2006  
 Next adjustment scheduled: July 1, 2007  
 Fund: General

All units \$ 3.26/HCF

Billing Frequency: Residential: Quarterly. Commercial: Monthly.

Annual cost per 120 HCF (≈ 90,000 gallons):

Water	\$ 391.20
Sewer	\$ 669.48
Combined	\$ 1,060.68
Percentage change from 2005	13.6%

**Residential Sewer Rates:**

Last adjusted: July 1, 2006  
 Next adjustment scheduled: July 1, 2007  
 Fund: General

All units \$ 7.97/HCF  
 Based on 70% of water usage

**Commercial Water Rates:**

Same as residential

**Commercial Sewer Rates:**

Same as residential

Elderly and/or Lower Income Discounts: No

## Randolph (S)

### Residential Water Rates:

Last adjusted: August 21, 2006  
 Next adjustment scheduled: July 1, 2007  
 Fund: General

Minimum charge: \$ 5.00  
 All units \$ 2.05/HCF

Billing Frequency: Semi-Annual

Annual cost per 120 HCF (≈ 90,000 gallons):

Water	\$ 246.00
Sewer	\$ 488.00
Combined	\$ 734.00
Percentage change from 2005	8.5%

### Commercial Water Rates:

Same as residential

Elderly and/or Lower Income Discounts: Elderly credit on water only, \$8.00 annually.

### Residential Sewer Rates:

Last adjusted: August 21, 2006  
 Next adjustment scheduled: July 1, 2007  
 Fund: General

Minimum charge: \$ 5.00  
 First 50 HCF \$ 3.80/HCF  
 Over 50 HCF \$ 5.40/HCF  
 Based on 100% of water usage.

### Commercial Sewer Rates:

Same as residential

## Reading (S/partial W)

### Residential Water Rates:

Last adjusted: September 10, 2006  
 Next adjustment scheduled: September 2007  
 Fund: Enterprise

All units (July – September) \$ 5.59/HCF  
 All units (October – June) \$ 6.36/HCF

Billing Frequency: Quarterly

Annual cost per 120 HCF (≈ 90,000 gallons):

Water	\$ 740.10
Sewer	\$ 727.20
Combined	\$ 1,467.30
Percentage change from 2005	15.8%

### Commercial Water Rates:

Same as residential

Elderly and/or Lower Income Discounts: No

### Residential Sewer Rates:

Last adjusted: September 10, 2006  
 Next adjustment scheduled: September 2007  
 Fund: Enterprise

All units \$ 6.06/HCF  
 Based on 100% of water usage.

### Commercial Sewer Rates:

Same as residential

## Revere (W/S)

**Residential Water Rates:**

Last adjusted: October 2006  
 Next adjustment scheduled: July 1, 2007  
 Fund: Enterprise

All units \$ 2.10/HCF

**Residential Sewer Rates:**

Last adjusted: October 2006  
 Next adjustment scheduled: July 1, 2007  
 Fund: Enterprise

All units \$ 7.11/HCF  
 Based on 100% of water usage.

Billing Frequency: Residential: Quarterly. Commercial: Monthly.

Annual cost per 120 HCF (≈ 90,000 gallons):

Water	\$ 252.00
Sewer	\$ 853.20
Combined	\$1,105.20
Percentage change from 2005	0.0%

**Commercial Water Rates:**

All units \$ 2.92/HCF

**Commercial Sewer Rates:**

All units \$ 8.83/HCF

Elderly and/or Lower Income Discounts: Yes

Revere raised their water and sewer rates for the first quarter of Fiscal Year 2007 (FY07). For the remaining three quarters of FY07 the fee structure for household only reverted back to FY06 and the commercial rates were reduced. The residential and commercial rates cited above are based on the revised rate structures.

## Saugus (W)

**Residential Water Rates:**

Last adjusted: July 1, 2005  
 Next adjustment scheduled: n/a  
 Fund: Enterprise

Minimum Charge (30 HCF)	\$77.62
31 - 100 HCF	\$ 3.65 "
101 - 200 HCF	\$ 3.79 "
201 - 500 HCF	\$ 4.86 "
501 - 1,000 HCF	\$ 5.18 "
Over 1,000 HCF	\$ 5.52 "

Billing Frequency: Semi-Annual

Annual cost per 120 HCF (≈ 90,000 gallons):

Water	\$ 374.24
Sewer	\$ 273.96
Combined	\$ 648.20
Percentage change from 2005	0.0%

**Residential Sewer Rates:**

Last adjusted: May 1, 2004  
 Next adjustment scheduled: n/a  
 Fund: Enterprise

Minimum Charge (30 HCF)	\$63.18
31 - 100 HCF	\$ 2.46 "
101 - 200 HCF	\$ 2.81 "
201 - 500 HCF	\$ 3.16 "
Over 500 HCF	\$ 3.51 "
Based on 100% of water usage.	

**Commercial Water Rates:**

Same as residential

**Commercial Sewer Rates:**

Same as residential

Elderly and/or Lower Income Discounts: Yes, 10% of Minimum Charge (water only)

## Somerville (W/S)

**Residential Water Rates:**

Last adjusted: July 1, 2006  
 Next adjustment scheduled: July 1, 2007  
 Fund: Enterprise

0 - 13 HCF \$ 2.65/HCF  
 14 - 67 HCF \$ 3.82 "  
 68 - 133 HCF \$ 4.01 "  
 Over 133 HCF \$ 4.16 "

**Residential Sewer Rates:**

Last adjusted: July 1, 2006  
 Next adjustment scheduled: July 1, 2007  
 Fund: Enterprise

0 - 13 HCF \$ 4.91/HCF  
 14 - 67 HCF \$ 6.27 "  
 68 - 133 HCF \$ 6.58 "  
 Over 133 HCF \$ 6.81 "  
 Based on 100% of water usage.

Billing Frequency: Residential: Tri-Annual. Commercial: Bi-monthly.

Annual cost per 120 HCF (≈ 90,000 gallons):  
 Water \$ 412.77  
 Sewer \$ 699.36  
 Combined \$1,112.13  
 Percentage change from 2005 8.2%

**Commercial Water Rates:**

Same as residential

Elderly and/or Lower Income Discounts: No

**Commercial Sewer Rates:**

Same as residential

## South Hadley (partial W)

**Residential Water Rates:**

Last adjusted: June 2000  
 Next adjustment scheduled: n/a  
 Fund: Enterprise

Base charge per family unit \$ 5.00  
 0 - 2,500 HCF \$ 2.74/HCF  
 Over 2,500 HCF \$ 2.86 "

Billing Frequency: Quarterly

Annual cost per 120 HCF (≈ 90,000 gallons):  
 Water \$ 348.80  
 Sewer Not Sewered  
 Combined \$ 348.80  
 Percentage change from 2005 0.0%

**Residential Sewer Rates:**

Last adjusted: n/a  
 Next adjustment scheduled: n/a  
 Fund: n/a

Community not sewerred.

**Commercial Water Rates:**

Same as residential

Elderly and/or Lower Income Discounts: No

**Commercial Sewer Rates:**

Same as residential

## Southborough (W)

**Residential Water Rates:**

Last adjusted: July 1, 2004  
 Next adjustment scheduled: n/a  
 Fund: Special Revenue

Meter Minimum Charge (5/8") \$25.07  
 (Includes first 10 HCF per Quarter)  
 Over 10 HCF \$ 2.51/HCF

Billing Frequency: Quarterly

Annual cost per 120 HCF (≈ 90,000 gallons):

Water  
 Sewer  
 Combined  
 Percentage change from 2005

**Residential Sewer Rates:**

Last adjusted: n/a  
 Next adjustment scheduled: n/a  
 Fund: n/a

Community not sewered.

\$ 301.08  
 Not Sewered  
 \$ 301.08  
 0.0%

**Commercial Water Rates:**

Same as residential

**Commercial Sewer Rates:**

Same as residential

Elderly and/or Lower Income Discounts: Yes, \$20.90 per first 1 HCF, \$2.51 per each additional HCF.

## Stoneham (W/S)

**Residential Water Rates:**

Last adjusted: July 1, 2006  
 Next adjustment scheduled: July 1, 2007  
 Fund: Enterprise

All units \$ 3.40/HCF

Billing Frequency: Quarterly

Annual cost per 120 HCF (≈ 90,000 gallons):

Water  
 Sewer  
 Combined  
 Percentage change from 2005

**Residential Sewer Rates:**

Last adjusted: July 2, 2006  
 Next adjustment scheduled: July 1, 2007  
 Fund: Enterprise

All units \$ 6.60/HCF  
 Based on 100% of water usage.

\$ 408.00  
 \$ 792.00  
 \$1,200.00  
 5.3%

**Commercial Water Rates:**

Same as residential

**Commercial Sewer Rates:**

Same as residential

Elderly and/or Lower Income Discounts: \$12.50 for water and \$37.50 for sewer.

## Stoughton (S/partial W)

### Residential Water Rates:

Last adjusted: July 18, 2006  
 Next adjustment scheduled: n/a  
 Fund: Enterprise

Meter Service Charge (5/8") \$ 9.39  
 0 - 2,600 CF \$ 3.00/HCF  
 2,601 - 5,900 CF \$ 4.45 "  
 Balance \$ 6.17 "

Billing Frequency: Quarterly

Annual cost per 120 HCF (≈ 90,000 gallons):

Water	\$ 420.76
Sewer	\$ 819.60
Combined	\$ 1,240.36
Percentage change from 2005	4.4%

### Commercial Water Rates:

Same as residential

Elderly and/or Lower Income Discounts: Yes, 15% discount on water only for residents 70 and above.

Only 58% of Stoughton's census population is sewered.

### Residential Sewer Rates:

Last adjusted: July 18, 2006  
 Next adjustment scheduled: n/a  
 Fund: Enterprise

Customers on town water pay \$6.83/HCF, based on 100% of water usage, with a minimum charge of \$53.27 per billing period.

Customers with private wells pay a flat charge per billing period of: \$136.70 per condominium, \$205.05 per private home.

### Commercial Sewer Rates:

Same as residential

## Swampscott (W)

### Residential Water Rates:

Last adjusted: July 24, 2006  
 Next adjustment scheduled: July 2007  
 Fund: Enterprise

All units \$ 5.35/HCF

Billing Frequency: Semi-Annual

Annual cost per 120 HCF (≈ 90,000 gallons):

Water	\$ 642.00
Sewer	\$ 426.00
Combined	\$1,068.00
Percentage change from 2005	-2.1%

### Commercial Water Rates:

Same as residential

Elderly and/or Lower Income Discounts: No

### Residential Sewer Rates:

Last adjusted: July 24, 2006  
 Next adjustment scheduled: July 2007  
 Fund: Enterprise

All units \$ 3.55/HCF  
 Based on 100% of water usage.

### Commercial Sewer Rates:

Same as residential

## Wakefield (S/partial W)

**Residential Water Rates:**

Last adjusted: July 10, 2006  
 Next adjustment scheduled: July 1, 2007  
 Fund: Enterprise

All units \$ 4.06/HCF

Billing Frequency: Quarterly

Annual cost per 120 HCF (≈ 90,000 gallons):

Water	\$ 487.20
Sewer	\$ 891.60
Combined	\$1,378.80
Percentage change from 2005	7.7%

**Residential Sewer Rates:**

Last adjusted: July 10, 2006  
 Next adjustment scheduled: July 1, 2007  
 Fund: Enterprise

All units \$ 7.43/HCF

Based on 100% of water usage.

**Commercial Water Rates:**

Same as residential

**Commercial Sewer Rates:**

Same as residential

Elderly and/or Lower Income Discounts: No. Please refer to the note below for general discount information.

The rates cited above exclude a 10% discount for all bills paid within 30 days of the bill date. The Town of Wakefield estimates that 95% of the customer base take advantage of the discount.

## Walpole (S)

**Residential Water Rates:**

Last adjusted: July 1, 2006  
 Next adjustment scheduled: July 1, 2007  
 Fund: Enterprise

All units \$ 3.882/HCF

Billing Frequency: Residential: Quarterly. Commercial/Industrial: Monthly.

Annual cost per 120 HCF (≈ 90,000 gallons):

Water	\$ 465.84
Sewer	\$ 600.58
Combined	\$1,066.42
Percentage change from 2005	3.7%

**Residential Sewer Rates:**

Last adjusted: July 1, 2006  
 Next adjustment scheduled: July 1, 2007  
 Fund: Enterprise

All units \$6.256/HCF

Based on 80% of water usage.

**Commercial Water Rates:**

Same as residential

**Commercial Sewer Rates:**

Same as residential

Elderly and/or Lower Income Discounts: No

Only 59% of Walpole's census population is sewerred.

## Waltham (W/S)

**Residential Water Rates:**

Last adjusted: January 1, 2006  
 Next adjustment scheduled: January 1, 2007  
 Fund: Enterprise

First 700 CF per month	\$ 2.26/HCF
701 - 1,500 CF per month	\$ 2.78 "
1,501 - 4,000 CF per month	\$ 3.91 "
Over 4,000 CF per month	\$ 5.23 "

**Residential Sewer Rates:**

Last adjusted: January 1, 2006  
 Next adjustment scheduled: January 1, 2007  
 Fund: Enterprise

First 700 CF per month	\$ 3.77/HCF
701 - 1,500 CF per month	\$ 4.61 "
1,501 - 4,000 CF per month	\$ 5.84 "
Over 4,000 CF per month	\$ 6.93 "

Based on 100% of water usage.

Billing Frequency: Residential: Quarterly; Commercial: Monthly.

Annual cost per 120 HCF (≈ 90,000 gallons):

Water	\$ 289.92
Sewer	\$ 482.64
Combined	\$ 772.56
Percentage change from 2005	8.5%

**Commercial Water Rates:**

Same as residential

Elderly and/or Lower Income Discounts: No

**Commercial Sewer Rates:**

Same as residential

## Watertown (W/S)

**Residential Water Rates:**

Last adjusted: July 1, 2006  
 Next adjustment scheduled: July 1, 2007  
 Fund: Enterprise

Base charge per bill 5/8" meter	\$ 8.30
0 - 7,500 CF	\$ 3.19/HCF
7,501- 100,000	\$ 4.66 "
Over 100,000	\$ 6.59 "

Billing Frequency: Semi-Annual

Annual cost per 120 HCF (≈ 90,000 gallons):

Water	\$ 399.40
Sewer	\$ 684.00
Combined	\$1,083.40
Percentage change from 2005	5.3%

**Residential Sewer Rates:**

Last adjusted: July 1, 2006  
 Next adjustment scheduled: July 1, 2007  
 Fund: Enterprise

0 - 7,500 CF	\$ 5.70/HCF
7,501- 100,000	\$ 6.75 "
Over 100,000	\$ 8.61 "

Based on 100% of water usage.

**Commercial Water Rates:**

Same as residential

Elderly and/or Lower Income Discounts: Yes, 20% for both water and sewer.

**Commercial Sewer Rates:**

Same as residential

## Wellesley (S/partial W)

**Residential Water Rates:**

Last adjusted: July 1, 2006  
 Next adjustment scheduled: n/a  
 Fund: Enterprise

Base charge per bill \$ 2.41  
 All units (except for peak use) \$ 2.20/HCF  
 Peak Use charges summer (May-October):  
 1,201-2,400 CF \$ 3.71 "  
 2,401-3,600 CF \$ 4.56 "  
 Over 3,601 CF \$ 5.62 "

Billing Frequency: Monthly

Annual cost per 120 HCF (≈ 90,000 gallons):  
 Water \$ 292.92  
 Sewer \$ 676.80  
 Combined \$ 969.72  
 Percentage change from 2005 8.7%

**Commercial Water Rates:**

"Readiness-to-serve" charge on water meters in excess of 5/8". Consumption charges same as residential.

Elderly and/or Lower Income Discounts: No

**Residential Sewer Rates:**

Last adjusted: July 1, 2006  
 Next adjustment scheduled: n/a  
 Fund: Enterprise

Base charge per bill \$ 1.50  
 All units \$ 5.49/HCF  
 Based on 100% of water usage.

**Commercial Sewer Rates:**

Same as residential

## Weston (W)

**Residential Water Rates:**

Last adjusted: February 7, 2006  
 Next adjustment scheduled: February, 2007  
 Fund: Enterprise

Base charge per bill 5/8" meter \$ 21.00  
 1 - 5,000 CF \$ 1.20/HCF  
 Balance \$ 3.16 "

Frequency: Semi-Annual

Annual cost per 120 HCF (≈ 90,000 gallons):  
 Water \$ 183.20  
 Sewer Not Sewered  
 Combined \$ 183.20  
 Percentage change from 2005 8.8%

**Commercial Water Rates:**

Same as residential

Elderly and/or Lower Income Discounts: No

**Residential Sewer Rates:**

Last adjusted: n/a  
 Next adjustment scheduled: n/a  
 Fund: n/a

Community not sewered.

**Commercial Sewer Rates:**

n/a

## Westwood (S)

### Residential Water Rates:

Effective: March 1, 2005  
 Next adjustment scheduled: March 1, 2007  
 Fund: Enterprise

Base charge includes:  
 Base charge 5 HCF (5/8" meter) \$ 29.61  
 5-50 HCF \$ 3.97/HCF  
 Over 51 HCF \$ 5.97 "

Billing Frequency: Quarterly

Annual cost per 120 HCF (≈ 90,000 gallons):

Water	\$ 515.44
Sewer	\$ 774.00
Combined	\$1,289.44
Percentage change from 2005	3.0%

### Commercial Water Rates:

Minimum charge 5/8" meter with 900 CF allowance \$ 50.17

All units in excess of allowance \$ 3.97/HCF

Elderly and/or Lower Income Discounts: No

### Residential Sewer Rates:

Last adjusted: September 1, 2006  
 Next adjustment scheduled: September 1, 2007  
 Fund: Enterprise

Base charge (5/8" meter) \$15.00  
 First 25 HCF \$ 5.50/HCF  
 25.1 - 70 HCF \$ 8.20 "  
 Over 70 HCF \$14.70 "  
 Based on 100% of water usage.

### Commercial Sewer Rates:

Same as residential

## Weymouth (S)

### Residential Water Rates:

Last adjusted: July 1, 2006  
 Next adjustment scheduled: July 1, 2007  
 Fund: Enterprise

Base charge per bill 5/8" meter \$ 8.41  
 First 27 HCF \$ 2.93/HCF  
 Over 27 HCF \$ 4.89 "

Billing Frequency: Residential: Quarterly; Commercial: Monthly

Annual cost per 120 HCF (≈ 90,000 gallons):

Water	\$ 408.76
Sewer	\$ 780.32
Combined	\$1,189.08
Percentage change from 2005	5.6%

### Commercial Water Rates:

Base charge per bill \$ 4.82  
 First 9 HCF \$ 2.93/HCF  
 Over 9 HCF \$ 4.89 "

Elderly and/or Lower Income Discounts: Yes, \$20 per year discount for water.

### Residential Sewer Rates:

Last adjusted: July 1, 2006  
 Next adjustment scheduled: July 1, 2007  
 Fund: Enterprise

Base charge per bill 5/8" meter \$ 4.43  
 First 27 HCF \$ 5.93/HCF  
 Over 27 HCF \$10.18 "  
 Based on 100% of water usage.

### Commercial Sewer Rates:

Base charge per bill \$ 6.30  
 First 9 HCF \$ 5.93/HCF  
 Over 9 HCF \$10.18 "

## Wilbraham (W)

### Residential Water Rates:

Last revised: April 2005  
 Next adjustment scheduled: n/a  
 Fund: Enterprise

Minimum Charge \$36.00  
 First 100 HCF \$ 2.40/HCF  
 101 - 200 HCF \$ 2.70 "  
 Over 200 HCF \$ 3.00 "

Billing Frequency: Semi-Annual

### Residential Sewer Rates:

Last adjusted: October 1, 1999  
 Next adjustment scheduled: n/a  
 Fund: Enterprise

Minimum Charge \$31.56  
 All units \$ 2.63/HCF  
 Sewer charges for residences are capped at 120 HCF.  
 Based on 100% of water usage.

Annual cost per 120 HCF (≈ 90,000 gallons):

Water	\$ 288.00
Sewer	\$ 315.60
Combined	\$ 603.60
Percentage change from 2005	0.0%

### Commercial Water Rates:

All units \$ 2.40/HCF

### Commercial Sewer Rates:

All units \$ 3.42/HCF

Elderly and/or Lower Income Discounts: No

Wilbraham receives wholesale water from the MWRA and wastewater services from the City of Springfield.

## Wilmington (S)

### Residential Water Rates:

Last revised: August 14, 2006  
 Next adjustment scheduled: July 1, 2007  
 Fund: Special Revenue

All units \$ 3.58/HCF

Billing Frequency: Quarterly

### Residential Sewer Rates:

Last adjusted: August 14, 2006  
 Next adjustment scheduled: July 1, 2007  
 Fund: General

All units \$ 4.06/HCF  
 Based on 100% of water usage.

Annual cost per 120 HCF (≈ 90,000 gallons):

Water	\$ 429.60
Sewer	\$ 487.20
Combined	\$ 916.80
Percentage change from 2005	9.3%

### Commercial Water Rates:

Same as residential

### Commercial Sewer Rates:

All units \$ 4.85/HCF

Elderly and/or Lower Income Discounts: No

Only 13% of Wilmington's census population is sewered.

## Winchester (S/partial W)

### Residential Water Rates:

Last adjusted: July 1, 2006  
 Next adjustment scheduled: January 1, 2007  
 Fund: Enterprise

First 15 HCF \$ 1.22/HCF  
 16 - 45 HCF \$ 3.07 "  
 Over 45 HCF \$ 4.94 "

Billing Frequency: Quarterly

Annual cost per 120 HCF (≈ 90,000 gallons):

Water	\$ 257.40
Sewer	\$ 273.00
Combined	\$ 530.40
Percentage change from 2005	5.1%

### Commercial Water Rates:

First 75 HCF \$ 4.12/HCF  
 Over 75 HCF \$ 4.90 "

Elderly and/or Lower Income Discounts: Yes

### Residential Sewer Rates:

Last adjusted: July 1, 2006  
 Next adjustment scheduled: January 1, 2007  
 Fund: Enterprise

First 15 HCF \$ 1.06/HCF  
 16 - 45 HCF \$ 3.49 "  
 Over 45 HCF \$ 5.57 "

Based on 100% of water usage.

### Commercial Sewer Rates:

First 75 HCF \$ 4.38/HCF  
 Over 75 HCF \$ 5.21 "

- ◆ Winchester utilizes the debt service exclusion as permitted under General Law 59 Section 21C(n).
- ◆ On November 16, 2006, Winchester Town Meeting voted an overall increase of 7% for residential water and sewer rates beginning January 1, 2007.

## Winthrop (W/S)

### Residential Water Rates:

Last adjusted: May 2005  
 Next adjustment scheduled: July 1, 2006  
 Fund: Enterprise

All units \$ 3.69/HCF

Billing Frequency: Quarterly

Annual cost per 120 HCF (≈ 90,000 gallons):

Water	\$ 442.80
Sewer	\$ 734.40
Combined	\$1,177.20
Percentage change from 2005	16.5%

### Commercial Water Rates:

Same as residential

Elderly and/or Lower Income Discounts: No

### Residential Sewer Rates:

Last adjusted: May 2005  
 Next adjustment scheduled: July 1, 2006  
 Fund: Enterprise

All units \$ 6.12/HCF

Based on 100% of water usage.

### Commercial Sewer Rates:

Same as residential

The prior change to Winthrop water and sewer rates took place in May 2005. The 2005 Rate Survey did not reflect the updated rates for Winthrop. An adjustment has been made in the Appendices.

## Woburn (partial W/S)

**Residential Water Rates:**

Last adjusted: December 2004  
 Next adjustment scheduled: n/a  
 Fund: Enterprise

Flat rate of \$174.00 per year

Billing Frequency: Semi-Annual

Annual cost per 120 HCF (≈ 90,000 gallons):

Water	\$ 174.00
Sewer	\$ 294.00
Combined	\$ 468.00
Percentage change from 2005	7.8%

**Residential Sewer Rates:**

Last adjusted: December 2004  
 Next adjustment scheduled: n/a  
 Fund: Enterprise

Flat rate of \$294.00 per year

**Commercial Water Rates:**

All units \$3.49/HCF

**Commercial Sewer Rates:**

All Units \$10.61/HCF

Elderly and/or Lower Income Discounts: Yes, 20% for water and 66% for sewer.

## Worcester (partial W)

**Residential Water Rates:**

Last adjusted: July 1, 2006  
 Next adjustment scheduled: July 1, 2007  
 Fund: Enterprise

Minimum charge per bill \$ 4.50  
 All units \$ 2.61/HCF

Billing Frequency: Quarterly, some monthly

Annual cost per 120 HCF (≈ 90,000 gallons):

Water	\$ 313.20
Sewer	\$ 337.92
Combined	\$ 651.12
Percentage change from 2005	11.5%

**Residential Sewer Rates:**

Last adjusted: July 1, 2006  
 Next adjustment scheduled: July 1, 2007  
 Fund: Enterprise

Minimum charge per bill \$ 5.00  
 All units \$ 3.52/HCF

Based on 80% of water usage.  
 (For meters 1" and larger, sewer usage is based on 100% of water usage.)

**Commercial Water Rates:**

Same as residential

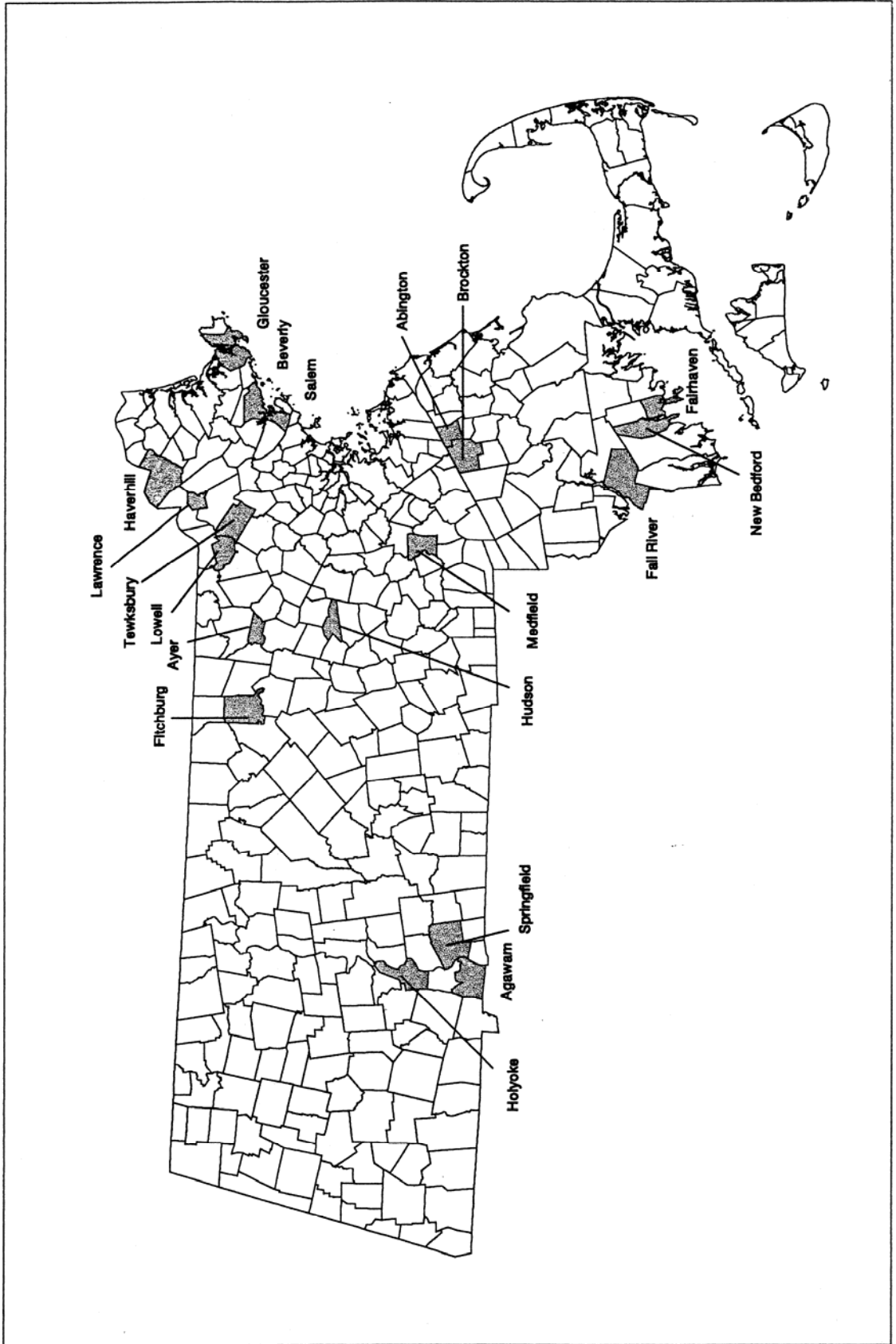
**Commercial Sewer Rates:**

See note above

Elderly and/or Lower Income Discounts: Yes, \$35.00 is deducted from each quarterly bill for eligible residents age 65 and over.

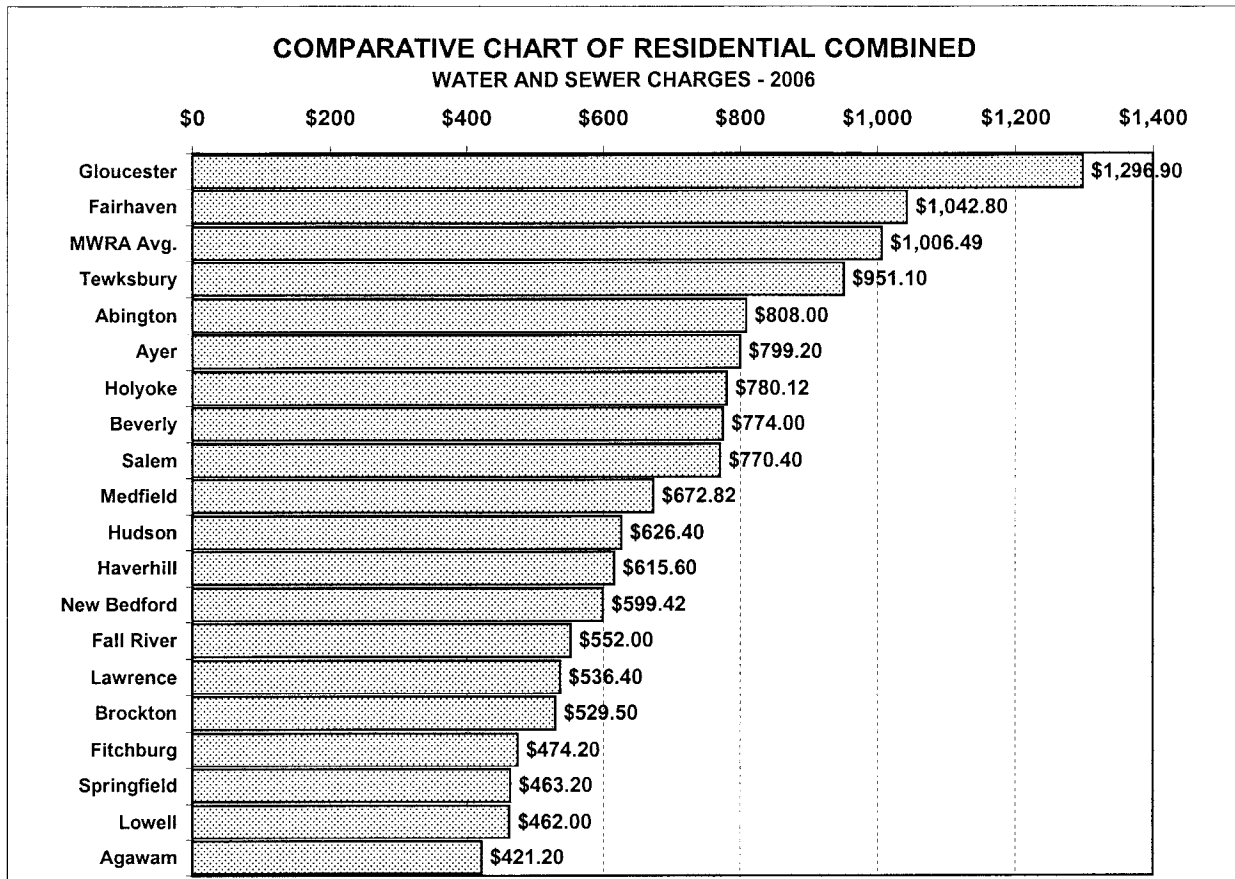
**This page intentionally left blank.**

# SELECTED NON-MWRA MASSACHUSETTS COMMUNITIES 2006 WATER AND SEWER CHARGES



COMPARATIVE ANNUAL RESIDENTIAL WATER AND SEWER CHARGES FOR SELECTED NON-MWRA COMMUNITIES IN MASSACHUSETTS 2006				
	Water	Sewer	Combined	Percentage Change
Abington	\$348.00	\$460.00	\$808.00	0.0%
Agawam	205.20	216.00	421.20	14.6%
Ayer	222.00	577.20	799.20	6.7%
Beverly	222.00	552.00	774.00	0.0%
Brockton	277.10	252.40	529.50	7.7%
Fairhaven	352.80	690.00	1,042.80	21.5%
Fall River	151.20	400.80	552.00	2.2%
Fitchburg	296.00	178.20	474.20	8.1%
Gloucester	631.80	665.10	1,296.90	23.5%
Haverhill	265.20	350.40	615.60	5.3%
Holyoke	360.72	419.40	780.12	50.5%
Hudson	290.40	336.00	626.40	0.9%
Lawrence	224.40	312.00	536.40	36.7%
Lowell	169.20	292.80	462.00	0.0%
Medfield	227.92	444.90	672.82	1.6%
New Bedford	175.42	424.00	599.42	3.1%
Salem	261.60	508.80	770.40	5.1%
Springfield	222.00	241.20	463.20	7.2%
Tewksbury	447.10	504.00	951.10	0.0%

*Water and sewer charges based on an annual water consumption of 12,000 cubic feet (approximately 90,000 gallons).*



## Abington

### Residential Water Rates:

Last adjusted: July 1, 2001  
 Next adjustment scheduled: July 1, 2007  
 Fund: Special Revenue

Base charge per bill \$10.00  
 Meter Program Charge per bill \$ 2.00  
 All units \$ 2.50/HCF

Billing Frequency: Quarterly

Annual cost per 120 HCF (≈ 90,000 gallons):

Water	\$ 348.00
Sewer	\$ 460.00
Combined	\$ 808.00
Percentage change from 2005	0.0%

### Commercial Water Rates:

Same as residential

Elderly and/or Lower Income Discounts: n/a

### Residential Sewer Rates:

Last adjusted: October 1, 2005  
 Next adjustment scheduled: n/a  
 Fund: Enterprise

Minimum Charge \$10.00  
 First 30 HCF \$ 3.50/HCF  
 Over 30 HCF \$ 5.00/”  
 Based on 100% of water usage.

### Commercial Sewer Rates:

n/a

The 2005 Water and Sewer Rate Survey text failed to reflect the updated sewer charges as of October 2005. The 2005 annual cost per household for sewer, however, was represented correctly.

## Agawam

### Residential Water Rates:

Last adjusted: July 1, 2006  
 Next adjustment scheduled: July 1, 2009  
 Fund: Enterprise

Annual service charge \$ 42.00  
 All units \$ 1.36/HCF

Billing Frequency: Semi-Annual

Annual cost per 120 HCF (≈ 90,000 gallons):

Water	\$ 205.20
Sewer	\$ 216.00
Combined	\$ 421.20
Percentage change from 2005	14.6%

### Commercial Water Rates:

Same as residential

Elderly and/or Lower Income Discounts: Yes

### Residential Sewer Rates:

Last adjusted: July 1, 2003  
 Next adjustment scheduled: July 1, 2007  
 Fund: Special Revenue

Minimum Charge \$36.00  
 All Units \$ 2.00/HCF  
 Based on 90% of water usage.

### Commercial Sewer Rates:

Same as residential, except sewer usage is based on 100% of water usage.

## Ayer

### Residential Water Rates:

Last adjusted: July 1, 2006  
 Next adjustment scheduled: July 1, 2007  
 Fund: Enterprise

Minimum Charge \$10.00  
 First 60 HCF \$ 1.85/HCF  
 61-120 HCF \$ 2.29/ "  
 Over 120 HCF \$ 2.70/ "

### Residential Sewer Rates:

Last adjusted: July 1, 2006  
 Next adjustment scheduled: July 1, 2007  
 Fund: Enterprise

Minimum Charge \$10.00  
 First 60 HCF \$ 4.81/HCF  
 61-120 HCF \$ 5.51/ "  
 Over 120 HCF \$ 6.27/ "  
 Based on 100% of water usage.

Billing Frequency: Residential - Semi-Annual; Commercial - Quarterly

Annual cost per 120 HCF (≈ 90,000 gallons):

Water	\$ 222.00
Sewer	\$ 577.20
Combined	\$ 799.20
Percentage change from 2005	6.7%

### Commercial Water Rates:

Same as residential

Elderly and/or Lower Income Discounts: n/a

### Commercial Sewer Rates:

Same as residential

## Beverly

### Residential Water Rates:

Last adjusted: June 1, 2006  
 Next adjustment scheduled: n/a  
 Fund: General

All units \$ 1.85/HCF

### Residential Sewer Rates:

Last adjusted: June 1, 2006  
 Next adjustment scheduled: n/a  
 Fund: General

All units \$ 4.60/HCF  
 Based on 100% of water usage.

Billing Frequency: Quarterly

Annual cost per 120 HCF (≈ 90,000 gallons):

Water	\$ 222.00
Sewer	\$ 552.00
Combined	\$ 774.00
Percentage change from 2005	0.0%

### Commercial Water Rates:

Same as residential

Elderly and/or Lower Income Discounts: No

### Commercial Sewer Rates:

Same as residential

## Brockton

**Residential Water Rates:**

Last adjusted: July 1, 2006  
 Next adjustment scheduled: n/a  
 Fund: Enterprise

Minimum charge per bill	\$14.02
First 1,250 CF	\$ 1.87/HCF
1,251 – 2,500 CF	\$ 2.38 "
2,501 - 5,000 CF	\$ 3.23 "
5,001 - 10,000 CF	\$ 3.51 "
10,001 - 25,000 CF	\$ 3.67 "
Greater than 25,001 CF	\$ 3.82 "

**Residential Sewer Rates:**

Last adjusted: January 1, 2006  
 Next adjustment scheduled: January 1, 2007  
 Fund: Enterprise

First 2,500 CF	\$ 2.02/HCF
2,501 - 5,000 CF	\$ 2.52 "
5,001 - 10,000 CF	\$ 2.95 "
10,001 - 25,000 CF	\$ 3.44 "
25,001 - 875,000CF	\$ 4.03 "
Greater than 875,001 CF	\$ 5.07 "

Based on 100% of water usage.

Billing Frequency: Quarterly

Annual cost per 120 HCF (≈ 90,000 gallons):	
Water	\$ 277.10
Sewer	\$ 252.40
Combined	\$ 529.50
Percentage change from 2005	7.7%

**Commercial Water Rates:**

Same as residential

Elderly and/or Lower Income Discounts: No

**Commercial Sewer Rates:**

Same as residential

## Fairhaven

**Residential Water Rates:**

Last adjusted: July 1, 2006  
 Next adjustment scheduled: n/a  
 Fund: Enterprise

All units \$ 2.94/HCF

**Residential Sewer Rates:**

Last adjusted: April 1, 2006  
 Next adjustment scheduled: n/a  
 Fund: Enterprise

All units \$ 5.75/HCF  
 Based on 100% of water usage.

Billing Frequency: Residential - Semi-Annual; Commercial - Quarterly

Annual cost per 120 HCF (≈ 90,000 gallons):	
Water	\$ 352.80
Sewer	\$ 690.00
Combined	\$ 1,042.80
Percentage change from 2005	21.5%

**Commercial Water Rates:**

Same as residential

Elderly and/or Lower Income Discounts: No

**Commercial Sewer Rates:**

Same as residential

## Fall River

### Residential Water Rates:

Last adjusted: July 1, 2006  
 Next adjustment scheduled: July 1, 2007  
 Fund: Enterprise

All units \$ 1.26/HCF

Billing Frequency: Quarterly

Annual cost per 120 HCF ( $\approx$  90,000 gallons):

Water	\$ 151.20
Sewer	\$ 400.80
Combined	\$ 552.00
Percentage change from 2005	2.2%

### Commercial Water Rates:

Same as residential

Elderly and/or Lower Income Discounts: n/a

### Residential Sewer Rates:

Last adjusted: July 1, 2004  
 Next adjustment scheduled: July 1, 2007  
 Fund: Enterprise

All units \$ 3.34/HCF  
 Based on 100% of water usage.

### Commercial Sewer Rates:

All Units \$1.55/HCF  
 (NOTE: For accounts classified as significant industrial users.)  
 Based on 100% of water usage.

## Fitchburg

### Residential Water Rates:

Last adjusted: July 1, 2003  
 Next adjustment scheduled: n/a  
 Fund: Enterprise

Base charge per bill includes:  
 First 10 HCF \$10.00  
 Over 10 HCF \$ 2.56/HCF

Billing Frequency: Quarterly

Annual cost per 120 HCF ( $\approx$  90,000 gallons):

Water	\$ 296.00
Sewer	\$ 178.20
Combined	\$ 474.20
Percentage change from 2005	8.1%

### Commercial Water Rates:

Same as residential

Elderly and/or Lower Income Discounts: No

### Residential Sewer Rates:

Last adjusted: March 1, 2006  
 Next adjustment scheduled: March 1, 2007  
 Fund: Enterprise

Base charge per bill includes:  
 First 9 HCF \$12.00  
 Over 9 HCF \$ 1.55/HCF  
 Based on 100% of water usage.

### Commercial Sewer Rates:

Same as residential

## Gloucester

### Residential Water Rates:

Last adjusted: July 1, 2006  
 Next adjustment scheduled: July 1, 2007  
 Fund: Enterprise

All units \$ 7.02/000 gals.

Billing Frequency: Quarterly

Annual cost per 120 HCF (≈ 90,000 gallons):  
 Water \$ 631.80  
 Sewer \$ 665.10  
 Combined \$1,296.90  
 Percentage change from 2005 23.5%

### Commercial Water Rates:

Same as residential

Elderly and/or Lower Income Discounts: n/a

### Residential Sewer Rates:

Last adjusted: July 1, 2006  
 Next adjustment scheduled: July 1, 2007  
 Fund: Enterprise

All units \$ 7.39/000 gals.  
 Based on 100% of water usage.

### Commercial Sewer Rates:

Same as residential

## Haverhill

### Residential Water Rates:

Last adjusted: July 1, 2004  
 Next adjustment scheduled: n/a  
 Fund: General

All units \$ 2.21/HCF

Billing Frequency: Quarterly

Annual cost per 120 HCF (≈ 90,000 gallons):  
 Water \$ 265.20  
 Sewer \$ 350.40  
 Combined \$ 615.60  
 Percentage change from 2005 5.3%

### Commercial Water Rates:

Same as residential

Elderly and/or Lower Income Discounts: No

### Residential Sewer Rates:

Last adjusted: July 1, 2006  
 Next adjustment scheduled: July 1, 2007  
 Fund: General

All units \$ 2.92/HCF  
 Based on 100% of water usage.

### Commercial Sewer Rates:

Same as residential

## Holyoke

### Residential Water Rates:

Last adjusted: July 1, 2006  
 Next adjustment scheduled: July 1, 2007  
 Fund: Enterprise

First 10,000 gallons \$ 40.08  
 Over 10,000 gallons \$ 4.008/000 gals.

Billing Frequency: Quarterly

Annual cost per 120 HCF ( $\approx$  90,000 gallons):

Water	\$ 360.72
Sewer	\$ 419.40
Combined	\$ 780.12
Percentage change from 2005	50.5%

### Commercial Water Rates:

Same as residential

Elderly and/or Lower Income Discounts: n/a

### Residential Sewer Rates:

Last adjusted: November 1, 2006  
 Next adjustment scheduled: April 1, 2008  
 Fund: Enterprise

All units \$ 4.66/000 gals.  
 Based on 100% water usage.

### Commercial Sewer Rates:

Two entities are provided with a commercial rate.

## Hudson

### Residential Water Rates:

Last adjusted: July 1, 2006  
 Next adjustment scheduled: July 1, 2007  
 Fund: General

First 1,500 CF \$ 2.26/HCF  
 1,501 - 3,000 CF \$ 2.58 "  
 3,001 - 5,000 CF \$ 2.62 "  
 5,001 - 15,000 CF \$ 2.67 "  
 Over 15,001 CF \$ 2.71 "

Billing Frequency: Quarterly

Annual cost per 120 HCF ( $\approx$  90,000 gallons):

Water	\$ 290.40
Sewer	\$ 336.00
Combined	\$ 626.40
Percentage change from 2005	0.9%

### Commercial Water Rates:

Same as residential

Elderly and/or Lower Income Discounts: No

### Residential Sewer Rates:

Last adjusted: July 1, 2006  
 Next adjustment scheduled: July 1, 2007  
 Fund: General

All Units \$ 2.80/HCF  
 Based on 100% of water usage.

### Commercial Sewer Rates:

Same as residential

## Lawrence

### Residential Water Rates:

Last adjusted: October 2006  
 Next adjustment scheduled: n/a  
 Fund: Enterprise

All Units \$ 1.87/HCF

Billing Frequency: Quarterly

Annual cost per 120 HCF (≈ 90,000 gallons):

Water	\$ 224.40
Sewer	\$ 312.00
Combined	\$ 536.40
Percentage change from 2005	36.7%

### Commercial Water Rates:

All Units \$ 2.12/HCF

Elderly and/or Lower Income Discounts: n/a

### Residential Sewer Rates:

Last adjusted: June 1, 2006  
 Next adjustment scheduled: n/a  
 Fund: General

All Units \$ 2.60/HCF  
 Based on 100% of water usage.

### Commercial Sewer Rates:

Same as residential

## Lowell

### Residential Water Rates:

Last adjusted: July 1, 2004  
 Next adjustment scheduled: n/a  
 Fund: General

First 50 HCF	\$ 1.410/HCF
51 - 100 HCF	\$ 1.712 "
101 - 200 HCF	\$ 1.743 "
201 - 500 HCF	\$ 1.773 "
Over 500 HCF	\$ 1.789 "

Billing Frequency: Quarterly

Annual cost per 120 HCF (≈ 90,000 gallons):

Water	\$ 169.20
Sewer	\$ 292.80
Combined	\$ 462.00
Percentage change from 2005	0.0%

### Commercial Water Rates:

Same as residential

Elderly and/or Lower Income Discounts: Yes for water.

### Residential Sewer Rates:

Last adjusted: July 1, 2004  
 Next adjustment scheduled: n/a  
 Fund: Enterprise

First 50 HCF	\$ 2.440/HCF
51 - 100 HCF	\$ 2.576 "
101 - 200 HCF	\$ 2.616 "
201 - 500 HCF	\$ 2.658 "
Over 500 HCF	\$ 2.698 "

Based on 100% of water usage.

### Commercial Sewer Rates:

Same as residential

## Medfield

### Residential Water Rates:

Last adjusted:	March 2006
Next adjustment scheduled:	n/a
Fund:	Enterprise
Minimum Bill (10,000 gals)	\$25.36
10,001 - 35,000 gals.	\$ 2.20/000 gals.
35,001 - 70,000 gals.	\$ 3.36 "
Over 70,000 gals.	\$ 4.72 "

Billing Frequency: Semi-Annual

Annual cost per 120 HCF ( $\approx$  90,000 gallons):

Water	\$ 227.92
Sewer	\$ 444.90
Combined	\$ 672.82
Percentage change from 2005	1.6%

### Commercial Water Rates:

Same as residential

Elderly and/or Lower Income Discounts: n/a

### Residential Sewer Rates:

Last adjusted:	August 2004
Next adjustment scheduled:	n/a
Fund:	Enterprise
Minimum Bill (10,000 gals)	\$65.60
All units	\$ 6.60/000 gals.
Based on 75% of water usage.	

### Commercial Sewer Rates:

Same as residential - based on 100% of water usage.

## New Bedford

### Residential Water Rates:

Last adjusted:	July 1, 2006
Next adjustment scheduled:	n/a
Fund:	General
Base charge per year	\$ 26.17
Meter rental fee per year	\$ 5.25
All units	\$ 1.20/HCF

Billing Frequency: Monthly

Annual cost per 120 HCF ( $\approx$  90,000 gallons):

Water	\$ 175.42
Sewer	\$ 424.00
Combined	\$ 599.42
Percentage change from 2005	3.1%

### Commercial Water Rates:

Same as residential

Elderly and/or Lower Income Discounts: n/a

### Residential Sewer Rates:

Last adjusted:	August 1, 1999
Next adjustment scheduled:	n/a
Fund:	Special Revenue
Base charge per year	\$ 70.00
All units	\$ 2.95/HCF
Based on 100% of water usage.	

### Commercial Sewer Rates:

Same as residential

## Salem

### Residential Water Rates:

Last adjusted: October 2006  
 Next adjustment scheduled: n/a  
 Fund: Enterprise

Minimum bill - 5/8" meter \$ 21.80  
 All units \$ 2.18/HCF

Billing Frequency: Residential – Quarterly; Commercial – Monthly and Quarterly

Annual cost per 120 HCF (≈ 90,000 gallons):

Water	\$ 261.60
Sewer	\$ 508.80
Combined	\$ 770.40
Percentage change from 2005	5.1%

### Commercial Water Rates:

All Units \$2.96/HCF

Elderly and/or Lower Income Discounts: n/a

### Residential Sewer Rates:

Last adjusted: October 2006  
 Next adjustment scheduled: n/a  
 Fund: Enterprise

All units \$ 4.24/HCF  
 Based on 100% of water usage.

### Commercial Sewer Rates:

Up to 25,000 CF per month \$ 6.42/HCF  
 Over 25,001 CF per month \$ 8.23/HCF

## Springfield

### Residential Water Rates:

Last adjusted: July 1, 2006  
 Next adjustment scheduled: July 1, 2007  
 Fund: Enterprise

Minimum bill - 5/8" meter \$ 2.50/Month  
 All units \$ 1.60/HCF

Billing Frequency: Quarterly

Annual cost per 120 HCF (≈ 90,000 gallons):

Water	\$ 222.00
Sewer	\$ 241.20
Combined	\$ 463.20
Percentage change from 2005	7.2%

### Commercial Water Rates:

\$ .80/HCF (Industrial Users Only)

Elderly and/or Lower Income Discounts: Yes: \$7.50 elderly discount per quarter for water.

### Residential Sewer Rates:

Last adjusted: July 1, 2006  
 Next adjustment scheduled: July 1, 2007  
 Fund: Special Revenue

All Units \$ 2.01/HCF  
 Based on 100% water usage.

### Commercial Sewer Rates:

\$2.41/HCF (Industrial Users Only)

## Tewksbury

### Residential Water Rates:

Last adjusted: July 1, 2005  
 Next adjustment scheduled: July 1, 2007  
 Fund: General

Meter Fee (Annually) \$ 25.00  
 First 59,999 gals \$ 4.69/000 gals.  
 60,000 - 149,999 gals \$ 4.88 "  
 Over 150,000 gals \$ 6.08 "

### Residential Sewer Rates:

Last adjusted: July 1, 2003  
 Next adjustment scheduled: July 1, 2007  
 Fund: Enterprise

All units \$ 5.60/000 gals.  
 Based on 100% water usage.

Billing Frequency: Residential and Small Commercial Semi-Annual, Large Commercial Quarterly

Annual cost per 120 HCF (≈ 90,000 gallons):

Water	\$ 447.10
Sewer	\$ 504.00
Combined	\$ 951.10
Percentage change from 2005	0.0%

### Commercial Water Rates:

Same as residential

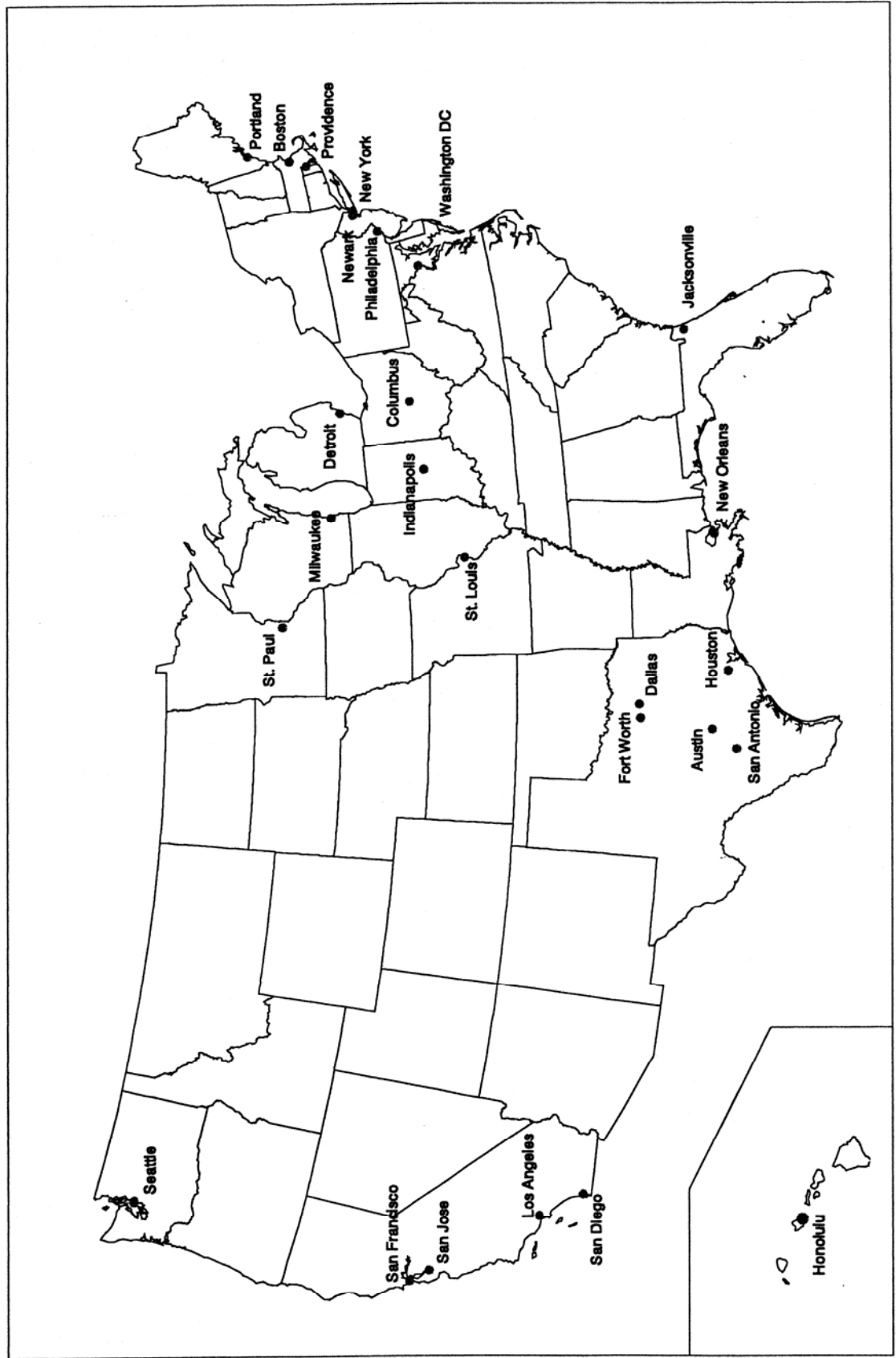
### Commercial Sewer Rates:

Same as residential

Elderly and/or Lower Income Discounts: No

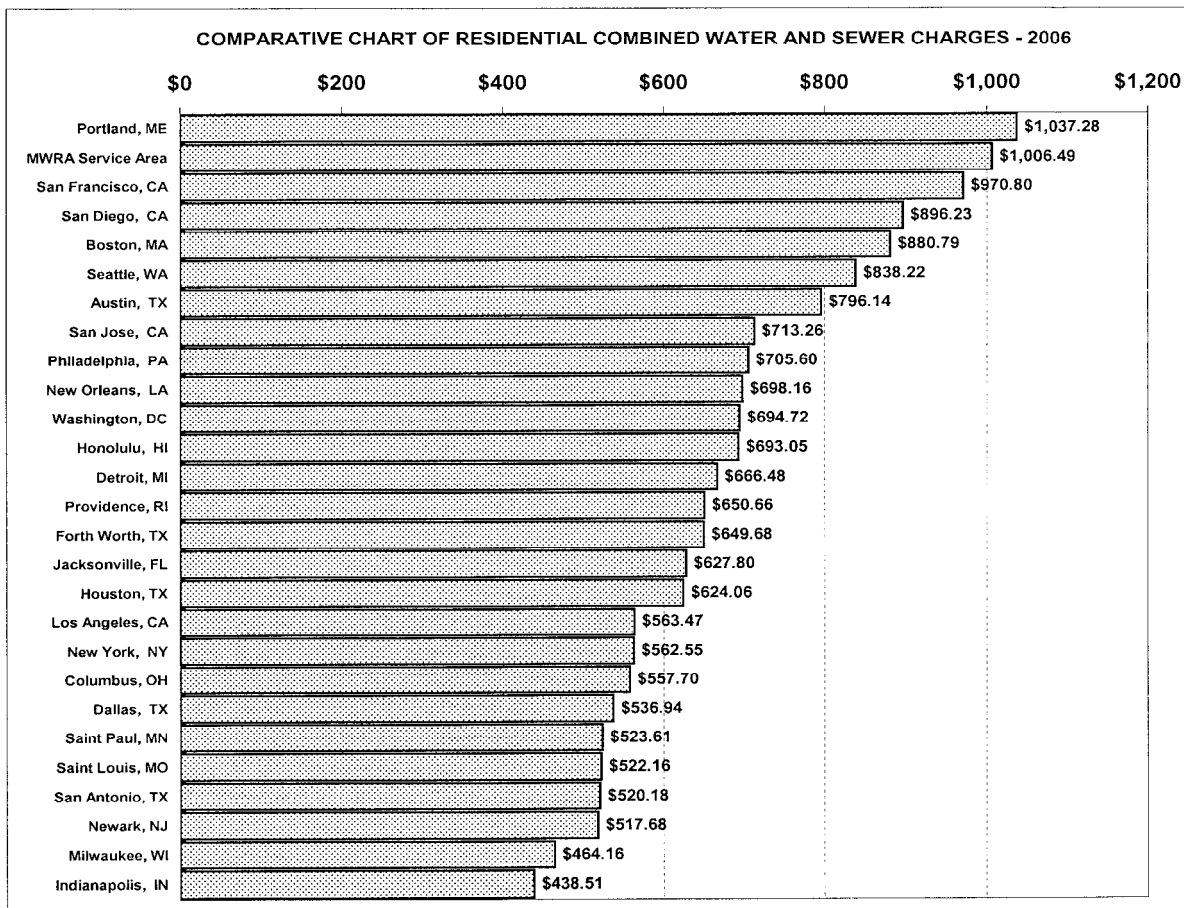
Only 30% of Tewksbury is sewered.

# COMPARATIVE RESIDENTIAL 2006 WATER AND SEWER CHARGES FOR U.S. CITIES



COMPARATIVE ANNUAL RESIDENTIAL WATER & SEWER CHARGES FOR MAJOR UNITED STATES CITIES 2006				
	Water	Sewer	Combined	Change
Austin, TX	\$235.92	\$560.22	\$796.14	9.1%
Boston, MA	396.01	484.78	880.79	6.2%
Columbus, OH	235.86	321.84	557.70	12.1%
Dallas, TX	208.02	328.92	536.94	7.3%
Detroit, MI	193.20	473.28	666.48	18.8%
Forth Worth, TX	294.48	355.20	649.68	2.5%
Honolulu, HI	205.08	487.97	693.05	10.9%
Houston, TX	287.34	336.72	624.06	3.5%
Indianapolis, IN	246.60	191.91	438.51	10.9%
Jacksonville, FL	201.50	426.30	627.80	6.9%
Los Angeles, CA	261.75	301.72	563.47	-7.1%
Milwaukee, WI	199.40	264.76	464.16	0.6%
MWRA Service Area	400.74	605.75	1006.49	6.3%
New Orleans, LA	249.90	448.26	698.16	8.6%
New York, NY	217.20	345.35	562.55	9.7%
Newark, NJ	233.90	283.78	517.68	5.0%
Philadelphia, PA	309.00	396.60	705.60	6.6%
Portland, ME	274.08	763.20	1037.28	6.5%
Providence, RI	309.93	340.73	650.66	6.1%
Saint Louis, MO	207.28	314.88	522.16	0.0%
Saint Paul, MN	204.41	319.20	523.61	2.1%
San Antonio, TX	291.03	229.15	520.18	4.4%
San Diego, CA	413.71	482.52	896.23	-0.6%
San Francisco, CA	300.00	670.80	970.80	13.8%
San Jose, CA	403.78	309.48	713.26	3.9%
Seattle, WA	416.40	421.82	838.22	2.2%
Washington, DC	288.84	405.88	694.72	4.9%
<b>AVERAGE</b>	<b>\$277.24</b>	<b>\$402.63</b>	<b>\$679.87</b>	<b>5.9%</b>

*Water and sewer charges are based on an annual water consumption of 12,000 cubic feet (approximately 90,000 gallons).*



## Austin, Texas

### Residential Water Rates:

Last adjusted: November 1, 2006  
 Next adjustment scheduled: November 1, 2007  
 Fund: Enterprise

Base charge (5/8" meter)	\$ 5.25
0 - 2,000 gals.	\$ .88/000 gals.
2,001 - 9,000 gals.	\$ 2.30 "
9,001 - 15,000gals.	\$ 3.88 "
Over 15,001 gals.	\$ 6.91 "

Billing Frequency: Monthly

Annual cost per 120 HCF (≈ 90,000 gallons):

Water	\$ 235.92
Sewer	\$ 560.22
Combined	\$ 796.14
Percentage change from 2005	9.1%

### Residential Sewer Rates:

Last adjusted: November 1, 2006  
 Next adjustment scheduled: November 1, 2007  
 Fund: Enterprise

Base charge per bill (per month)	\$ 6.25
First 2000 gallons	\$ 2.81/000 gals.
Over 2000 gallons	\$ 6.33/"
Based on winter average	

## Columbus, Ohio

### Residential Water Rates:

Last adjusted: January 1, 2006  
 Next adjustment scheduled: January 1, 2007  
 Fund: Enterprise

Base charge per bill (5/8" meter)	\$ 3.94
First 1,500 CF/month	\$ 1.689/HCF
Next 23,500 CF/month	\$ 1.454 "
Next 175,000 CF/month	\$ 1.126 "
Next 800,000 CF/month	\$ 1.063 "
Next 1,000,000 CF/month	\$ 0.938 "
Balance/month	\$ 0.923 "

Billing Frequency: Quarterly

Annual cost per 120 HCF (≈ 90,000 gallons):

Water	\$ 235.86
Sewer	\$ 321.84
Combined	\$ 557.70
Percentage change from 2005	12.1%

### Residential Sewer Rates:

Last adjusted: January 1, 2006  
 Next adjustment scheduled: January 1, 2007  
 Fund: Enterprise

Base charge per bill	\$ 7.65
All units	\$ 2.427/HCF
Based on 100% of water usage.	

## Dallas, Texas

### Residential Water Rates:

Last adjusted: October 1, 2006  
 Next adjustment scheduled: October 1, 2007  
 Fund: Enterprise

Base charge/bill (5/8" meter)	\$ 3.61
First 4,000 gals.	\$ 1.41/000 gals.
4,001 - 10,000 gals.	\$ 2.31 "
10,001 - 15,000 gals.	\$ 3.20 "
Over 15,000 gals.	\$ 3.70 "

Billing Frequency: Monthly

Annual cost per 120 HCF (≈ 90,000 gallons):

Water	\$ 208.02
Sewer	\$ 328.92
Combined	\$ 536.94
Percentage change from 2005	7.3%

### Residential Sewer Rates:

Last adjusted: October 1, 2006  
 Next adjustment scheduled: October 1, 2007  
 Fund: Enterprise

Base charge/bill	\$ 3.23
All units	\$ 3.72/000 gals.

Based on the annually adjusted average water consumed during the winter months of December, January, February and March. 40,000-gallon maximum or actual consumption rate per month, whichever is less. Winter monthly average consumption for prior year: 6,500 gallons.

## Detroit, Michigan

### Residential Water Rates:

Last adjusted: July 11, 2006  
 Next adjustment scheduled: July 1, 2007  
 Fund: Enterprise

Monthly charge (5/8" meter)	\$ 3.41
First 3,000 CF	\$ 1.269/HCF
Next 30,000 CF	\$ 1.160 "
Over 33,000 CF	\$ 1.044 "

Billing Frequency: Residential: Monthly

Annual cost per 120 HCF (≈ 90,000 gallons):

Water	\$ 193.20
Sewer	\$ 473.28
Combined	\$ 666.48
Percentage change from 2005	18.8%

### Residential Sewer Rates:

Last adjusted: July 11, 2006  
 Next adjustment scheduled: July 1, 2007  
 Fund: Enterprise

Base charge/bill (Monthly)	\$ 2.97
Drainage chg. (5/8" meter)/month	\$ 9.56
All units	\$ 2.691/HCF

Based on 100% of water usage.

## Fort Worth, Texas

### Residential Water Rates:

Last adjusted: January 1, 2006  
 Next adjustment scheduled: n/a  
 Fund: Enterprise

Base charge/bill (5/8" meter) \$ 5.50  
 First 800 CF \$ 1.77/HCF  
 Next 1,200 CF \$ 2.44 "  
 Over 2,000 CF \$ 3.00 "

Billing Frequency: Monthly

Annual cost per 120 HCF (≈ 90,000 gallons):

Water	\$ 294.48
Sewer	\$ 355.20
Combined	\$ 649.68
Percentage change from 2005	2.5%

### Residential Sewer Rates:

Last adjusted: January 1, 2005  
 Next adjustment scheduled: n/a  
 Fund: Enterprise

Base charge per bill \$ 4.50  
 All units \$ 2.51/HCF  
 Based on individual customer's average monthly usage during the preceding months of December, January and February. In no event shall the volume used to compute this monthly charge exceed 1,500 cubic feet.

## Honolulu, Hawaii

### Residential Water Rates:

Last adjusted: October 1, 2006  
 Next adjustment scheduled: July 1, 2007  
 Fund: Enterprise

Base charge per bill \$ 4.18  
 First 13,000 gals/month \$ 2.00/000 gals.  
 13,001 - 30,000 gals/month \$ 2.40 "  
 Over 30,000 gals/month \$ 3.59 "

Billing Frequency: Bi-Monthly

Annual cost per 120 HCF (≈ 90,000 gallons):

Water	\$ 205.08
Sewer	\$ 487.97
Combined	\$ 693.05
Percentage change from 2005	10.9%

### Residential Sewer Rates:

Last adjusted: July 1, 2006  
 Next adjustment scheduled: July 1, 2007  
 Fund: Enterprise

Base charge per month includes:  
 First 2,000 gals/month \$34.17  
 Over 2,000 gals/month \$ 1.44/000 gals.  
 Based on 82% of water usage after first 2,000 gals/month.

## Houston, Texas

### Residential Water Rates:

Last adjusted: April 1, 2006  
 Next adjustment scheduled: April 1, 2007  
 Fund: Enterprise

Base charge/bill (5/8" meter)  
 0 - 1,000 gals/month \$ 3.15  
 at 2,000 gals/month \$ 7.44  
 at 3,000 gals/month \$ 7.44  
 at 4,000 gals/month \$14.507  
 at 5,000 gals/month \$17.25  
 at 6,000 gals/month \$19.94  
 7,000 – 12,000 gals/month \$19.94 +  
 \$2.67 per additional 1,000 gallons over 6,000  
 Over 12,000 \$35.96 +  
 \$4.81 per additional 1,000 gallons over 12,000

Billing Frequency: Monthly

Annual cost per 120 HCF (≈ 90,000 gallons):

Water	\$ 287.34
Sewer	\$ 336.72
Combined	\$ 624.06
Percentage change from 2005	3.5%

### Residential Sewer Rates:

Effective: April 1, 2006  
 Next adjustment scheduled: April 1, 2007  
 Fund: Enterprise

Base charge per bill includes:  
 0 - 3,000 gals/month \$ 5.94  
 at 4,000 gals/month \$ 14.35  
 at 5,000 gals/month \$ 17.04  
 Over 5,000 gals/month \$3.60 per 1,000 gallons +  
 \$1.06 service fee  
 Based on 100% of water usage.

## Indianapolis, Indiana

### Residential Water Rates:

Last adjusted: January 10, 2001  
 Next adjustment scheduled: n/a  
 Fund: General

Base charge/bill (5/8" meter) \$ 7.55  
 First 1,500 CF \$ 1.30/HCF  
 Next 18,500 CF \$ 1.27 "  
 Next 80,000 CF \$ 1.20 "  
 Next 400,000 CF \$ 0.82 "  
 Over 500,000 CF \$ 0.59 "

Billing Frequency: Monthly

Annual cost per 120 HCF (≈ 90,000 gallons):

Water	\$ 246.60
Sewer	\$ 191.91
Combined	\$ 438.51
Percentage change from 2005	10.9%

### Residential Sewer Rates:

Last adjusted: January 1, 2006  
 Next adjustment scheduled: January 1, 2007  
 Fund: General

Base charge per bill \$ 3.08  
 First 7,000 Gallons \$ 1.7216/1,000 gals.  
 Over 7,000 Gallons \$ 1.7229 "

## Jacksonville, Florida

### Residential Water Rates:

Last adjusted: October 1, 2006  
 Next adjustment scheduled: October 1, 2007  
 Fund: Enterprise

Base charge/bill (5/8" meter) \$ 9.04  
 1 - 11 K gals/month \$ 0.83/000 gals.  
 12-22 K gals/month \$ 1.04 "  
 Over 22 K gals/month \$ 4.28 "

Billing Frequency: Monthly

Annual cost per 120 HCF (≈ 90,000 gallons):

Water	\$ 201.50
Sewer	\$ 426.30
Combined	\$ 627.80
Percentage change from 2005	6.9%

### Residential Sewer Rates:

Last adjusted: October 1, 2006  
 Next adjustment scheduled: October 1, 2007  
 Fund: Enterprise

Base charge/bill (5/8" meter) \$ 3.89  
 All units gals/month \$ 4.44/000 gals.  
 The charge for single-family residential use is based upon 90% of actual water use up to a maximum of 22,000 gallons a month on all billings rendered covering meter readings made during the months of April through September.

A 10% Public Service Tax on water charges is included.

## Los Angeles, California

### Residential Water Rates:

Last adjusted: November 2006  
 Next adjustment scheduled: n/a  
 Fund: Enterprise

November 1 through May 31  
 0 - 22 HCF (average rate) \$ 2.18/HCF  
 Over 22 HCF (average rate) \$ 3.18 "

June 1 through October 31  
 0 - 28 HCF (average rate) \$ 2.18/HCF  
 Over 28 HCF (average rate) \$ 3.18 "

Billing Frequency: Bi-Monthly

Annual cost per 120 HCF (≈ 90,000 gallons):

Water	\$ 261.75
Sewer	\$ 301.72
Combined	\$ 563.47
Percentage change from 2005	-7.1%

### Residential Sewer Rates:

Last adjusted: July 1, 2006  
 Next adjustment scheduled: July 1, 2007  
 Fund: Enterprise

All units \$ 2.89/HCF  
 Dry Winter Compensation Factor is 87%

- ◆ The Los Angeles Department of Water and Power uses lot size, temperature zone and household size to determine the number of HCF each customer has at the first tier rate.
- ◆ Residential sewer rates are based on the period with the minimum winter water used daily average times the dry winter compensation factor of 87%. Periods after July of each year have the calculated daily volume multiplied by the days in the period times \$2.89/HCF.

## Milwaukee, Wisconsin

### Residential Water Rates:

Last adjusted: June 1, 2002  
 Next adjustment scheduled: n/a  
 Fund: Enterprise

Base charge/bill (3/4" meter)	\$14.45
First 10,000 CF	\$ 1.180/HCF
Next 490,000 CF	\$ 1.090 "
Next 1,500,000 CF	\$ 0.680 "
Over 2,000,000 CF	\$ 0.630 "

Billing Frequency: Quarterly

Annual cost per 120 HCF ( $\approx$  90,000 gallons):

Water	\$ 199.40
Sewer	\$ 264.76
Combined	\$ 464.16
Percentage change from 2005	0.6%

### Commercial Water Rates:

Same as residential

### Residential Sewer Rates:

Last adjusted: February 1, 2006  
 Next adjustment scheduled: n/a  
 Fund: Enterprise

Service charge per bill	\$11.59
All units (Volume Charge)	\$ 0.76/HCF
Local Sewerage Charge (1/06-6/06)	\$ 1.27HCF
Local Sewerage Charge (7/06-12/06)	\$ 0.85HCF
Based on 100% of water usage.	

### Commercial Sewer Rates:

Service charge per bill (3/4" meter or smaller) \$14.53  
 Volume Charge and Sewer Maintenance Charge, same as residential.

## New Orleans, Louisiana

### Residential Water Rates:

Last adjusted: July 18, 2002  
 Next adjustment scheduled: n/a  
 Fund: Enterprise

Base charge/bill (5/8" meter)	\$ 3.50
0 - 20,000 gals.	\$ 2.31/000 gals.
20,001 - 1,000,000 gals.	\$ 2.07 "
Over 1,000,000 gals.	\$ 1.59 "

Billing Frequency: Monthly

Annual cost per 120 HCF ( $\approx$  90,000 gallons):

Water	\$ 249.90
Sewer	\$ 448.26
Combined	\$ 698.16
Percentage change from 2005	8.6%

### Residential Sewer Rates:

Last adjusted: July 1, 2006  
 Next adjustment scheduled: n/a  
 Fund: Enterprise

Base charge per bill (5/8" Meter)	\$11.60
All units	\$ 4.04/000 gals.
Based on 85% of water usage.	

## New York, New York

### Residential Water Rates:

Effective: July 1, 2006  
 Next adjustment scheduled: July 1, 2007  
 Fund: Enterprise

All units \$ 1.81/HCF

Billing Frequency: Quarterly

Annual cost per 120 HCF (≈ 90,000 gallons):

Water	\$ 217.20
Sewer	\$ 345.35
Combined	\$ 562.55
Percentage change from 2005	9.7%

### Residential Sewer Rates:

Effective: July 1, 2006  
 Next adjustment scheduled: July 1, 2007  
 Fund: Enterprise

All units \$ 2.88/HCF  
 Based on 159% of water usage.

## Newark, New Jersey

### Residential Water Rates:

Last adjusted: July 1, 2005  
 Next adjustment scheduled: n/a  
 Fund: General

Base charge per bill includes:

First 300 CF	\$ 6.29
Next 33,000 CF	\$ 1.886/HCF
Next 133,300 CF	\$ 1.684 "
Over 166,600 CF	\$ 1.510 "

Billing Frequency: Monthly

Annual cost per 120 HCF (≈ 90,000 gallons):

Water	\$ 233.90
Sewer	\$ 283.78
Combined	\$ 517.68
Percentage change from 2005	5.0%

### Residential Sewer Rates:

Last adjusted: February 1, 2006  
 Next adjustment scheduled: n/a  
 Fund: Enterprise

Base charge per bill includes:

First 600 CF	\$ 14.78
Over 600 CF	\$ 2.217/HCF

Based on 100% of water usage.

## Philadelphia, Pennsylvania

### Residential Water Rates:

Last adjusted: July 1, 2006  
 Next adjustment scheduled: July 1, 2007  
 Fund: Enterprise

Base charge/bill (5/8" meter) \$ 4.61  
 First 2,000 CF \$ 2.114/HCF  
 Next 98,000 CF \$ 1.675 "  
 Next 1,900,000 CF \$ 1.490 "  
 Over 2,000,000 CF \$ 1.115 "

Billing Frequency: Monthly

Annual cost per 120 HCF ( $\approx$  90,000 gallons):

Water	\$ 309.00
Sewer	\$ 396.60
Combined	\$ 705.60
Percentage change from 2005	6.6%

### Residential Sewer Rates:

Last adjusted: July 1, 2006  
 Next adjustment scheduled: July 1, 2007  
 Fund: Enterprise

Base charge/bill (5/8 " meter) \$ 16.03  
 All units \$ 1.702/HCF  
 Based on 100% of water usage.

## Portland, Maine

### Residential Water Rates:

Last adjusted: June 1, 2000  
 Next adjustment scheduled: n/a  
 Fund: Enterprise

Base charge per bill includes:  
 First 100 CF \$ 7.00  
 Next 2,900 CF \$ 1.76/HCF  
 Next 7,000 CF \$ 1.27 "  
 Next 40,000 CF \$ 0.94 "  
 Over 50,000 CF \$ 0.65 "

Billing Frequency: Monthly

Annual cost per 120 HCF ( $\approx$  90,000 gallons):

Water	\$ 274.08
Sewer	\$ 763.20
Combined	\$ 1,037.28
Percentage change from 2005	6.5%

### Residential Sewer Rates:

Last adjusted: June 1, 2006  
 Next adjustment scheduled: n/a  
 Fund: Enterprise

Base charge per bill includes:  
 First 100 CF (minimum charge) \$ 6.36  
 Over 100 CF \$ 6.36/HCF  
 Based on 100% of water usage.

## Providence, Rhode Island

### Residential Water Rates:

Last adjusted: January 1, 2006  
 Next adjustment scheduled: n/a  
 Fund: Enterprise

Minimum/Base charge per bill \$ 12.19  
 All Residential Units \$ 1.958/HCF  
 Combined State Surcharge/HCF \$ 0.21842/HCF

Billing Frequency: Quarterly

Annual cost per 120 HCF (≈ 90,000 gallons):

Water	\$ 309.93
Sewer	\$ 340.73
Combined	\$ 650.66
Percentage change from 2005	6.1%

### Residential Sewer Rates:

Last adjusted: July 1, 2006  
 Next adjustment scheduled: n/a  
 Fund: Enterprise

Annual Fixed Fee \$98.21  
 All units \$ 2.021/HCF

(Sewer costs based on service from the Narragansett Bay Commission Field's Point Wastewater Treatment Facility.)  
 Based on 100% of water usage.

In Providence, water services are provided by the Providence Water Supply Board, while sewer services are managed by the Narragansett Bay Commission.

## Saint Louis, Missouri

### Residential Water Rates:

Last adjusted: July 1, 2004  
 Next adjustment scheduled: n/a  
 Fund: Enterprise

Base charge (5/8" meter) \$16.12  
 First 25,000 CF \$ 1.19/HCF  
 Next 1,975,000 CF \$ 0.93 "  
 Over 2,000,000 CF \$ 0.71 "

Billing Frequency: Water: Quarterly. Sewer: Monthly.

Annual cost per 120 HCF (≈ 90,000 gallons):

Water	\$ 207.28
Sewer	\$ 314.88
Combined	\$ 522.16
Percentage change from 2005	0.0%

### Residential Sewer Rates:

Last adjusted: July 1, 2005  
 Next adjustment scheduled: n/a  
 Fund: Special Revenue

Base charge per bill \$ 7.90  
 Stormwater charge per bill \$ 0.24  
 All units \$ 1.81/HCF

Based on 100% of water usage.

Saint Louis offers flat rates for domestic use based on such factors as the number of rooms and bathrooms within each residence. Utilization of the flat rate structure provides for unlimited water usage within each participating household. For the purposes of the MWRA Advisory Board Retail Rates Survey, charges are based upon the metered rates as specified within the City of Saint Louis Ordinance Number 66076.

## Saint Paul, Minnesota

### Residential Water Rates:

Last adjusted: January 1, 2006  
 Next adjustment scheduled: January 1, 2007  
 Fund: Enterprise

Winter - December to May:  
 First 100,000 CF/Month \$ 1.61/HCF  
 Over 100,000 CF/Month \$ 1.51 "

Summer - June to November:  
 First 100,000 CF/Month \$ 1.71/HCF  
 Over 100,000 CF/Month \$ 1.51 "  
 An annual testing charge of \$5.21 per household goes to the Minnesota Department of Health for testing public water supplies, as required by the Federal Safe Drinking Water Act.

Billing Frequency: Quarterly

Annual cost per 120 HCF ( $\approx$  90,000 gallons):

Water	\$ 204.41
Sewer	\$ 319.20
Combined	\$ 523.61
Percentage change from 2005	2.1%

### Residential Sewer Rates:

Last adjusted: January 1, 2006  
 Next adjustment scheduled: January 1, 2007  
 Fund: Enterprise

First 100,000 CF	\$ 2.66/HCF
Next 400,000 CF	\$ 2.62 "
Over 500,000 CF	\$ 2.56 "

Minimum charge of \$7.20 for 3/4" and smaller meters.  
 Based on 100% of water usage.

## San Antonio, Texas

### Residential Water Rates:

Last adjusted: December 31, 2005  
 Next adjustment scheduled: n/a  
 Fund: General

Base charge/bill (5/8" meter) \$ 6.56  
 Water Supply Fee \$ 0.1487/000 gals.  
 Winter - November through June  
 First 7,481 gals. \$ 0.878/000 gals.  
 Next 5,236 gals. \$ 1.268 "  
 Next 4,488 gals. \$ 1.994 "  
 Over 17,205 gals. \$ 3.186 "

Summer - July through October  
 First 7,481 gals. \$ 0.878/000 gals.  
 Next 5,236 gals. \$ 1.379 "  
 Next 4,488 gals. \$ 2.148 "  
 Over 17,205 gals. \$ 4.114 "

Billing Frequency: Monthly

Annual cost per 120 HCF ( $\approx$  90,000 gallons):

Water	\$ 291.03
Sewer	\$ 229.15
Combined	\$ 520.18
Percentage change from 2005	4.4%

### Residential Sewer Rates:

Last adjusted: December 31, 2005  
 Next adjustment scheduled: n/a  
 Fund: General

First 1,496 gals.	\$ 7.37
Over 1,496 gals.	\$ 1.953/000 gals.

Computed on the basis of average water usage for 90 days during the period beginning November 15 and ending on or about March 15 of each year.

San Antonio has two water systems, the water rates cited above are provided by the San Antonio Water System.

## San Diego, California

### Residential Water Rates:

Last adjusted: July 1, 2006  
 Next adjustment scheduled: n/a  
 Fund: Enterprise

Base charge/bill (3/4" meter) \$ 15.87  
 0 - 7 HCF \$ 1.731/HCF  
 7-14 HCF \$ 2.163 "  
 Over 14 HCF \$ 2.372 "

Billing Frequency: Monthly

### Residential Sewer Rates:

Effective: July 1, 2006  
 Next adjustment scheduled: July 1, 2007  
 Fund: Enterprise

Base charge per bill (3/4" meter) \$ 11.32  
 All units \$ 2.889/HCF  
 Based on 60 day winter usage.  
 Storm drain \$ .95/monthly  
 Sewer cap charge per bill\* \$ 51.77/monthly  
 \*Includes Base Fee

Annual cost per 120 HCF (≈ 90,000 gallons):

Water	\$ 413.71
Sewer (1)	\$ 482.52
Combined	\$ 896.23
Percentage change from 2005	-0.6%

(1) Single Family Dwelling Customers who were not occupants for at least half of the previous winter (December 2005 through March 2006) will be billed at least the following Single Family Dwelling "Average Fee":

Sewer Base Fee	\$ 11.32
Sewer Charge	<u>\$ 23.85</u>
Total	\$ 35.17/Monthly

## San Francisco, California

### Residential Water Rates:

Effective: July 1, 2006  
 Next adjustment scheduled: July 1, 2007  
 Fund: Enterprise

Base charge/bill (5/8" meter) \$10.60  
 All units \$ 1.97/HCF

Billing Frequency: Bi-monthly

### Residential Sewer Rates:

Effective: July 1, 2006  
 Next adjustment scheduled: July 1, 2007  
 Fund: Enterprise

First 300 CF/Dwelling Unit \$ 2.88/HCF  
 Next 200 CF/Dwelling Unit \$ 7.19 "  
 Over 500 CF/Dwelling Unit \$ 8.22 "  
 Based on 90% of water usage.

Annual cost per 120 HCF (≈ 90,000 gallons):

Water	\$ 300.00
Sewer	\$ 670.80
Combined	\$ 970.80
Percentage change from 2005	13.8%

## San Jose, California

### Residential Water Rates:

Effective: July 1, 2006  
 Next adjustment scheduled: n/a  
 Fund: Enterprise

Base charge/month (5/8" meter) \$ 12.14  
 All units \$ 2.1508/HCF

### Residential Sewer Rates:

Effective: July 1, 2006  
 Next adjustment scheduled: July 1, 2007  
 Fund: Enterprise

Flat rate \$ 21.63  
 Storm sewer charge \$ 4.16  
 Annual charge for a Single Family Residence includes the storm sewer charge.

Billing Frequency: Water: Bi-Monthly Sewer: Annual

Annual cost per 120 HCF ( $\approx$  90,000 gallons):

Water	\$ 403.78
Sewer	\$ 309.48 (includes storm sewer charge)
Combined	\$ 713.26
Percentage change from 2005	3.9%

Rates cited for San Jose are provided by the San Jose Water Company (water) and the City of San Jose (sewer).

## Seattle, Washington

### Residential Water Rates:

Last adjusted: June 1, 2006  
 Next adjustment scheduled: January 1, 2007  
 Fund: Enterprise

Base chg/month (3/4" meter) \$ 7.45  
 Winter - September 16 through May 15  
 All units \$ 2.53/HCF

Summer - May 16 through September 15  
 First 5 HCF/Month \$ 2.88/HCF  
 5 - 18 HCF/Month \$ 3.35 "  
 Over 18 HCF/Month \$ 8.55 "

Billing Frequency: Bi-monthly

Annual cost per 120 HCF ( $\approx$  90,000 gallons):

Water	\$ 416.40
Sewer	\$ 421.82
Combined	\$ 838.22
Percentage change from 2005	2.2%

### Residential Sewer Rates:

Last adjusted: January 1, 2006  
 Next adjustment scheduled: January 1, 2007  
 Fund: Enterprise

All units \$ 6.76/HCF  
 Annual sewer bills are adjusted to reflect that customers' summer sewer bills are based on their prior winter water use or their actual summer use, whichever is less.  
 Based on 52% of annual water consumption.

The typical single family residential customer generates 62.4 HCF of wastewater annually. The 52% discount is based upon average annual use. The 2005 sewer rate has been adjusted to reflect the 52% discount.

## Washington, District of Columbia

### Residential Water Rates:

Last adjusted: October 1, 2006  
 Next adjustment scheduled: October 1, 2007  
 Fund: Enterprise

Meter Fee (5/8") \$ 2.01/MONTHLY  
 All units \$ 2.03/HCF  
 Right of Way Rate (40% water) \$ 0.44 "

Billing Frequency: Monthly

Annual cost per 120 HCF (≈ 90,000 gallons):

Water	\$ 288.84
Sewer	\$ 405.88
Combined	\$ 694.72
Percentage change from 2005	4.9%

### Residential Sewer Rates:

Last adjusted: October 1, 2006  
 Next adjustment scheduled: October 1, 2007  
 Fund: Enterprise

All units \$ 3.06/HCF  
 Right of Way Rate (60% sewer) \$ 0.44 "  
 DC Govt. Stormwater Fee \$ 1.75/QTR  
 Based on 100% of water usage.

**This page intentionally left blank.**

# **APPENDIX A**

## **2005 WATER & SEWER RETAIL RATE INFORMATION**

---

NOTE: Some of the 2005 rates have been adjusted to account for updated rate structure data. These changes are cited in the text boxes within the community sections of the document.

---

<b>COMBINED ANNUAL WATER AND SEWER CHARGES IN MWRA COMMUNITIES</b>				
<b>2005</b>				
(Charges include MWRA, Community and alternatively supplied services)				
	<b>Water</b>	<b>Sewer</b>	<b>Combined</b>	<b>Change</b>
Arlington (W/S)*	\$333.80	\$315.60	\$649.40	4.8%
Ashland (S)	310.00	800.00	1,110.00	0.0%
Bedford (S/partial W)	455.00	601.00	1,056.00	0.4%
Belmont (W/S)	548.72	935.64	1,484.36	2.1%
Boston (W/S)	352.68	476.32	829.00	0.0%
Braintree (S)	222.60	597.00	819.60	4.8%
Brookline (W/S)	504.00	612.00	1,116.00	3.9%
Burlington (S)	135.90	263.40	399.30	9.8%
Cambridge (S/partial W)	327.60	715.20	1,042.80	5.1%
Canton (S/partial W)	346.80	577.80	924.60	8.3%
Chelsea (W/S)	380.40	567.60	948.00	5.9%
Chicopee (W)	278.00	336.42	614.42	18.8%
Clinton (W/S)	216.00	162.00	378.00	0.0%
Dedham (S)	515.44	878.40	1,393.84	0.9%
Everett (W/S)	181.20	493.20	674.40	0.0%
Framingham (W/S)	403.20	439.20	842.40	10.9%
Hingham (S)	664.68	762.00	1,426.68	0.0%
Holbrook (S)	279.60	492.00	771.60	16.3%
Leominster (partial W)	200.00	184.00	384.00	2.1%
Lexington (W/S)	355.20	820.00	1,175.20	1.0%
Lynn (partial W)	286.43	528.26	814.69	5.2%
Malden (W/S)	393.60	488.40	882.00	21.6%
Marblehead (W)	442.00	656.00	1,098.00	11.4%
Marlborough (partial W)	447.60	336.00	783.60	14.4%
Medford (W/S)	363.60	759.60	1,123.20	0.0%
Melrose (W/S)	439.20	675.00	1,114.20	9.5%
Milton (W/S)	496.80	849.12	1,345.92	10.5%
Nahant (W)	850.80	847.20	1,698.00	12.4%
Natick (S)	233.40	760.40	993.80	-5.2%
Needham (S/partial W)	430.00	1,005.00	1,435.00	34.4%
Newton (W/S)	436.40	608.00	1,044.40	6.9%
Northborough (partial W)	347.76	396.56	744.32	27.8%
Norwood (W/S)	359.52	527.04	886.56	7.4%
Peabody (partial W)	265.80	356.40	622.20	0.0%
Quincy (W/S)	351.60	582.12	933.72	6.2%
Randolph (S)	228.00	448.80	676.80	4.8%
Reading (S)	573.60	693.60	1,267.20	5.5%
Revere (W/S)	252.00	853.20	1,105.20	13.6%
Saugus (W)	374.24	273.96	648.20	8.1%
Somerville (W/S)	381.20	646.80	1,028.00	8.4%
Stoneham (W/S)	390.00	750.00	1,140.00	5.6%
Stoughton (S)	408.24	780.00	1,188.24	2.5%
Swampscott (W)	658.80	432.00	1,090.80	5.8%
Wakefield (S/partial W)	456.00	824.00	1,280.00	7.6%
Walpole (S)	452.40	575.71	1,028.11	3.8%
Waltham (W/S)	256.56	455.64	712.20	0.2%
Watertown (W/S)	368.12	661.20	1,029.32	0.0%
Wellesley (S/partial W)	280.92	610.80	891.72	2.0%
Westwood (S)	515.44	736.00	1,251.44	3.2%
Weymouth (S)	389.28	736.84	1,126.12	9.0%
Wilbraham (W)	288.00	315.60	603.60	6.3%
Wilmington (S)	409.20	429.60	838.80	10.1%
Winchester (S/partial W)*	244.80	259.80	504.60	0.0%
Winthrop (W/S)	366.00	644.40	1,010.40	7.3%
Woburn (S/partial W)	160.00	274.00	434.00	17.3%
Worcester (partial W)	285.60	298.56	584.16	9.0%
<b>AVERAGE</b>	<b>\$373.10</b>	<b>\$573.29</b>	<b>\$946.39</b>	<b>6.5%</b>
<i>The following communities do not provide municipal sewer services and are therefore not listed Lynnfield Water District, South Hadley Fire District #1, Southborough and Weston.</i>				
<i>*Arlington and Winchester utilize the debt service exclusion as permitted under General Law 59 Section 21C(n)</i>				

**ANNUAL WATER AND SEWER CHARGES IN  
COMMUNITIES RECEIVING SERVICES FROM THE MWRA  
2005**

	WATER	SEWER
Arlington (W/S)*	\$333.80	\$315.60
Ashland (S)	-	800.00
Bedford (S/partial W)	455.00	601.00
Belmont (W/S)	548.72	935.64
Boston (W/S)	352.68	476.32
Braintree (S)	-	597.00
Brookline (W/S)	504.00	612.00
Burlington (S)	-	263.40
Cambridge (S/partial W)	327.60	715.20
Canton (S/partial W)	346.80	577.80
Chelsea (W/S)	380.40	567.60
Chicopee (W)	278.00	-
Clinton (W/S)	216.00	162.00
Dedham (S)	-	878.40
Everett (W/S)	181.20	493.20
Framingham (W/S)	403.20	439.20
Hingham (S)	-	762.00
Holbrook (S)	-	492.00
Leominster (partial W)	200.00	-
Lexington (W/S)	355.20	820.00
Lynn (partial W)	286.43	-
Lynnfield (W)	302.00	-
Malden (W/S)	393.60	488.40
Marblehead (W)	442.00	-
Marlborough (partial W)	447.60	-
Medford (W/S)	363.60	759.60
Melrose (W/S)	439.20	675.00
Milton (W/S)	496.80	849.12
Nahant (W)	850.80	-
Natick (S)	-	760.40
Needham (S/partial W)	430.00	1005.00
Newton (W/S)	436.40	608.00
Northborough (partial W)	347.76	-
Norwood (W/S)	359.52	527.04
Peabody (partial W)	265.80	-
Quincy (W/S)	351.60	582.12
Randolph (S)	-	448.80
Reading (S)	-	693.60
Revere (W/S)	252.00	853.20
Saugus (W)	374.24	-
Somerville (W/S)	381.20	646.80
South Hadley (W)	348.80	-
Southborough (W)	301.08	-
Stoneham (W/S)	390.00	750.00
Stoughton (S)	408.24	780.00
Swampscott (W)	658.80	-
Wakefield (S/partial W)	456.00	824.00
Walpole (S)	-	575.71
Waltham (W/S)	256.56	455.64
Watertown (W/S)	368.12	661.20
Wellesley (S/partial W)	280.92	610.80
Weston (W)	168.40	-
Westwood (S)	-	736.00
Weymouth (S)	-	736.84
Wilbraham (W)	288.00	-
Wilmington (S)	-	429.60
Winchester (S/partial W)*	244.80	259.80
Winthrop (W/S)	366.00	644.40
Woburn (S/partial W)	160.00	274.00
Worcester (partial W)	285.60	-
<b>AVERAGE</b>	<b>\$363.50</b>	<b>\$616.90</b>

Water and Sewer Charges are based on an annual water consumption of 12,000 cubic feet (approximately 90,000 gallons)

\*Arlington and Winchester utilize the debt service exclusion as permitted under General Law 59 Section 21C(n).

**COMPARATIVE ANNUAL RESIDENTIAL WATER AND SEWER CHARGES FOR  
SELECTED NON-MWRA COMMUNITIES IN MASSACHUSETTS  
2005**

	Water	Sewer	Combined
Abington	\$348.00	\$460.00	\$808.00
Agawam	151.40	216.00	367.40
Ayer	217.20	531.60	748.80
Beverly	289.20	484.80	774.00
Brockton	251.80	240.00	491.80
Fairhaven	276.00	582.00	858.00
Fall River	139.20	400.80	540.00
Fitchburg	296.00	142.80	438.80
Gloucester	532.80	517.50	1050.30
Haverhill	265.20	319.20	584.40
Holyoke	342.72	175.50	518.22
Hudson	301.80	319.20	621.00
Lawrence	224.40	168.00	392.40
Lowell	169.20	292.80	462.00
Medfield	217.30	444.90	662.20
New Bedford	157.42	424.00	581.42
Salem	266.40	466.80	733.20
Springfield	207.60	224.40	432.00
Tewksbury	447.10	504.00	951.10

**COMPARATIVE ANNUAL RESIDENTIAL WATER & SEWER CHARGES  
FOR MAJOR U.S. CITIES  
2005**

	Water	Sewer	Combined
Austin, TX	\$223.98	\$505.98	\$729.96
Boston, MA	352.68	476.32	829.00
Columbus, OH	209.46	288.12	497.58
Dallas, TX	194.70	305.52	500.22
Detroit, MI	183.72	377.36	561.08
Fort Worth, TX	278.40	355.20	633.60
Honolulu, HI	181.50	443.62	625.12
Houston, TX	277.44	325.56	603.00
Indianapolis, IN	246.60	148.88	395.48
Jacksonville, FL	188.76	398.51	587.27
Los Angeles, CA	290.25	316.01	606.26
Milwaukee, WI	199.40	261.81	461.21
MWRA Service Area	373.10	573.29	946.39
New Orleans, LA	249.90	393.21	643.11
New York, NY	198.00	314.82	512.82
Newark, NJ	233.90	258.99	492.90
Philadelphia, PA	288.36	373.44	661.80
Portland, ME	274.08	699.60	973.68
Providence, RI	285.57	327.42	612.99
Saint Louis, MO	207.28	314.88	522.16
Saint Paul, MN	198.41	314.40	512.81
San Antonio, TX	270.46	227.95	498.41
San Diego, CA	379.70	522.00	901.70
San Francisco, CA	260.40	593.04	853.44
San Jose, CA	387.92	298.68	686.60
Seattle, WA	409.80	410.59	820.39
Washington, DC	275.88	386.44	662.32
<b>AVERAGE</b>	\$263.69	\$378.21	\$641.90

# **APPENDIX B**

## **SECOND METER INFORMATION AND GLOSSARY**

**SECOND METER INFORMATION:**

	Number	Percent
MWRA or partially supplied communities utilizing second meters to adjust water bills	YES: 36 NO: 20	YES: 64.3% NO: 35.7%

**GLOSSARY:**

All of the information cited below is taken directly from *Massachusetts Water Resources Authority Technical Assistance Program: Municipal Water and Sewer Rate Making, A Guide for Local Officials*. May, 1989.

**DEBT EXCLUSION**

A referendum to increase the levy limit by the amount of principal and interest payable each year on specific long-term bonds issued by a community; this exclusion remains in effect for the life of the debt only.

**WATER AND SEWER WHOLESALE CHARGES**

Within the MWRA service area, these are the charges which are made by the MWRA to each community for the total amount of water and/or sewer treatment service which is provided to that community for a fiscal year; MWRA wholesale charges constitute one component of each community's total water and sewer service costs.

**WATER AND SEWER RETAIL CHARGES**

User charges which are billed to specific properties by a municipality or public utility for the provision of water and sewer service; these charges are generally billed periodically during the year and are generally based on the metered flow of water into each property; also known as "retail rates".

**GENERAL FUND - 9 water, 10 sewer (full and partial MWRA communities)**

General fund accounting for water and sewer operations is typically the most understood accounting support alternative. This option does not require adoption of any legislation. Essentially, water and sewer expenditure and revenue accounts exist with the general fund along with other community financial activity. No segregation of utility costs and revenues is provided for. General fund accounting is on the budgetary (cash) basis and period-end or year-end reporting is on the modified accrual basis.

**SPECIAL REVENUE FUND - 4 water, 5 sewer (full and partial MWRA communities)**

A special revenue fund is defined as "a fund used to account for the proceeds of specific revenue sources (other than expendable trusts or major capital projects) that are legally restricted to expenditure for specified purposes".

Special revenue fund accounting provides for segregation of water/sewer costs and revenues from other municipal financial activity.

Like the general fund, special revenue fund accounting is on the budgetary (cash) basis and financial reporting is on the modified accrual basis.

**ENTERPRISE FUND** - 45 water, 41 sewer (full and partial MWRA Communities)

A fund established to account for operations financed and operated in a manner similar to private business enterprises. In this instance the governing body intends that costs (expenses, including depreciation) of providing goods or services to the general public on a continuing basis be recovered primarily through user charges.

A fund established because the governing body has decided that periodic determination of revenues earned, expenses incurred and/or net income is appropriate for capital maintenance, public policy management control, accountability or other purposes.

Like special revenue funds, enterprise funds allow communities to separately account for the expenditures and revenues of their water/sewer operations. Similarly, this segregated accounting provides enhanced information regarding the results of operations and facilitates rate setting and rate analyses. A community may elect to adopt enterprise fund(s) through city council or town meeting vote. Each enterprise fund must be adopted individually.

Enterprise fund accounting is generally the most complex of the accounting alternatives. Its accounting may be on the accrual basis or budgetary (cash) basis. Reporting, however, should be on the accrual basis. Accordingly, if accounting is on the budgetary basis, year-end accrual adjustments will be required to attain accrual basis reporting. These year-end accrual adjustments will generally include:

- Fixed asset capitalization and related depreciation
- Pension liabilities
- Sick, vacation and other compensated absences
- Revenue
- Contributed capital
- Other year-end accruals

**This page intentionally left blank.**

# **APPENDIX C**

## **2005 AND 2006 WATER & SEWER RETAIL RATES BASED ON COMMUNITY WATER USE DATA**

## Prorated 2005 and 2006 Water and Sewer Retail Rates Based Upon Prior Calendar Year Water Use

The table below provides a comparative assessment of actual costs for water and sewer retail rate customers. The charges are prorated based on 2000 United States Census information and domestic water usage by community, provided by local water departments to the Massachusetts Department of Environmental Protection. The Advisory Board's intent is to provide a balanced contrast to the 120 Hundred Cubic Feet (HCF), or 90,000 gallons, figure cited in the main text of the document. The charges below are calculated by: 1) Determining the average water use per household in each community - Domestic Water Use per Community (DEP data)/2000 United States Census # of Households per Community. 2) Adjusting the Gallons Per Household to HCF - Gallons Per Household X 1.337. 3) Calculating the average retail rate by applying the estimated water use in HCF per household figure from the prior calendar year to each unique community retail rate structure as reflected in the Advisory Board Annual Water & Sewer Retail Rate Survey.

Community	Average 2004 Water Use Per Household in Hundred Cubic Feet	Water Charge Based On Average 2004 Water Use Per Household and 2005 AB Rates Survey Data	Sewer Charge Based On Average 2004 Water Use Per Household and 2005 AB Rates Survey Data	Combined 2005 Water & Sewer Charge	Average 2005 Water Use Per Household in Hundred Cubic Feet	Water Charge Based On Average 2005 Water Use Per Household and 2006 AB Rates Survey Data	Sewer Charge Based On Average 2005 Water Use Per Household and 2006 AB Rates Survey Data	Combined 2006 Water & Sewer Charge
Arlington (W/S) (1)	77.3	\$227	\$203	\$431	78.7	\$241	\$217	\$458
Ashland (S) (6,9)	97.0	256	651	\$906	92.4	315	693	\$1,008
Bedford (W/S) (6)	95.2	336	452	\$789	96.6	358	506	\$864
Belmont (W/S) (6)	93.4	440	733	\$1,173	98.0	468	768	\$1,236
Boston (W/S)	66.8	195	263	\$458	65.0	210	259	\$470
Braintree (S)	88.5	173	449	\$622	83.0	170	482	\$652
Brookline (W/S) (6)	88.4	371	451	\$822	77.2	340	428	\$768
Burlington (S) (6,9)	73.7	111	198	\$309	73.2	79	111	\$190
Cambridge (S/partial W) (6,9)	82.3	225	491	\$715	78.4	223	505	\$727
Canton (S/partial W) (6)	102.8	286	479	\$765	100.9	302	522	\$824
Chelsea (W/S) (6)	75.3	239	356	\$595	77.5	257	386	\$643
Chicopee (W) (5)	78.7	185	252	\$437	80.2	189	280	\$469
Clinton (W) (5,9)	74.6	129	97	\$226	71.1	184	138	\$322
Dedham (S/partial W)	73.4	331	538	\$868	78.5	351	595	\$945
Everett (W/S) (3,6)	81.6	123	335	\$458	91.8	139	377	\$516
Framingham (W/S)	93.9	316	344	\$659	93.0	333	340	\$673
Hingham (S) (6,11)	93.5	567	594	\$1,161	99.7	590	653	\$1,243
Holbrook (S) (9)	98.3	229	403	\$632	96.7	225	396	\$622
Leominster (partial W) (6)	82.9	135	125	\$260	74.9	121	115	\$236
Lexington (W/S) (6,9)	89.5	239	538	\$778	122.6	390	899	\$1,289
Lynn (partial W) (6)	77.8	185	341	\$526	75.5	206	380	\$586
Lynnfield (W) (4,8,10)	112.9	285	NA	NA	114.4	309	NA	NA
Malden (W/S)	66.6	194	224	\$418	68.5	200	231	\$431
Marblehead (W) (6)	83.7	320	463	\$784	91.6	355	518	\$873
Marlborough (partial W) (6,9)	80.6	301	226	\$526	80.7	396	226	\$622
Medford (W/S)	83.0	252	526	\$777	93.3	374	591	\$965
Melrose (W/S) (5,6)	70.7	259	398	\$657	68.2	283	436	\$719
Milton (W/S) (6)	92.6	379	638	\$1,017	99.1	463	737	\$1,200
Nahant (W)	93.8	665	662	\$1,328	97.7	692	690	\$1,382
Natick (S) (9)	77.4	111	456	\$567	81.5	113	442	\$556
Needham (S/partial W) (6)	94.3	329	778	\$1,107	105.0	108	871	\$978
Newton (W/S)	94.8	333	465	\$798	103.1	376	573	\$949
Northborough (partial W)	62.9	180	205	\$386	62.5	197	204	\$401
Norwood (W/S) (5,6)	101.9	301	423	\$723	100.9	318	441	\$759
Peabody (partial W) (6)	80.7	175	234	\$409	95.1	208	279	\$487
Quincy (W/S) (5,6)	75.4	221	366	\$587	81.2	265	453	\$718

Community	Average 2004 Water Use Per Household in Hundred Cubic Feet	Water Charge Based On Average 2004 Water Use Per Household and 2005 AB Rates Survey Data	Sewer Charge Based On Average 2004 Water Use Per Household and 2005 AB Rates Survey Data	Combined 2005 Water & Sewer Charge	Average 2005 Water Use Per Household in Hundred Cubic Feet	Water Charge Based On Average 2005 Water Use Per Household and 2006 AB Rates Survey Data	Sewer Charge Based On Average 2005 Water Use Per Household and 2006 AB Rates Survey Data	Combined 2006 Water & Sewer Charge
Randolph (S)	73.2	139	255	\$394	68.2	140	259	\$399
Reading (S/partial W)	69.8	334	404	\$737	71.8	443	435	\$878
Revere (W/S) (2,6)	78.1	164	555	\$719	78.1	164	555	\$719
Saugus (W) (6)	88.8	260	197	\$458	82.5	237	182	\$419
Somerville (W/S)	79.2	237	410	\$647	81.2	249	456	\$705
South Hadley (W) (8,10)	102.0	299	NA	NA	105.1	308	NA	NA
Southborough (W) (8)	123.1	309	NA	NA	135.1	339	NA	NA
Stoneham (W/S) (6)	73.5	239	459	\$698	66.8	227	441	\$668
Stoughton (S/partial W)	79.7	268	518	\$786	88.9	304	607	\$911
Swampscott (W) (2,6)	83.0	456	299	\$754	83.0	444	295	\$739
Wakefield (S/partial W) (6)	76.7	317	555	\$873	77.2	313	573	\$886
Walpole (S) (5,6)	90.9	343	436	\$779	95.7	372	479	\$851
Waltham (W/S) (6)	86.7	175	311	\$485	88.2	202	336	\$538
Watertown (W/S) (6)	70.1	221	386	\$607	67.9	233	387	\$620
Wellesley (S/partial W) (6)	108.4	257	554	\$810	111.3	274	629	\$903
Weston (W) (8)	161.5	288	NA	NA	177.7	365	NA	NA
Westwood (S/partial W) (6)	73.4	331	442	\$773	78.5	351	492	\$843
Weymouth (S)	69.2	225	404	\$629	66.1	227	410	\$637
Wilbraham (W)	78.6	189	207	\$395	85.0	204	224	\$428
Wilmington (S)	77.8	265	278	\$544	85.7	307	348	\$654
Winchester (S/partial W) (1,9)	94.3	170	174	\$344	99.3	194	201	\$394
Winthrop (W/S)	78.1	208	404	\$613	76.3	281	467	\$748

- (1) Arlington and Winchester utilize the debt service exclusion as permitted under General Law 59 Section 21C(n).
- (2) Revere and Swampscott 2005 flow information is based upon 2004 flow data.
- (3) The 2004 water and sewer charges for Everett are based on 2001 flow data.
- (4) Lynnfield Water District consists of 1,250 households.
- (5) Communities offer discounted sewer rates based upon a percentage of water usage to adjust sewer bills.
- (6) Communities allow for the use of second water meters to adjust sewer bills.
- (7) Water use data Worcester is unavailable. Woburn does not have residential meters. For 2006, Woburn charges flat fees of \$174.00 for water and \$294.00 for sewer, per household.
- (8) The following communities do not provide municipal sewer services: Lynnfield Water District, South Hadley Fire District #1, Southborough and Weston.
- (9) The calendar year 2004 residential water use figure has been revised based upon suggested revisions from the community.
- (10) The number of residential customers for 2004 and 2005 has been revised for the Lynnfield Water District and South Hadley Fire District #1.
- (11) Residential consumption data and number of households for Hingham Water District (Hingham, Hull, North Cohasset) have been provided by Aquarion Water Company.

**This page intentionally left blank.**

# **APPENDIX D**

## **FINAL MWRA FISCAL YEAR 2007 BILLABLE WATER AND SEWER CHARGES**

**MASSACHUSETTS WATER RESOURCES AUTHORITY  
FINAL FY07 BILLABLE WATER AND SEWER CHARGES**

MWRA Customer	Final FY06 Water Assessment	Final FY07 Water Assessment	% Change from FY06	Final FY06 Sewer Assessment	Final FY07 Sewer Assessment	% Change from FY06	Final FY06 Combined Assessment	Final FY07 Combined Assessment	% Change from FY06
ARLINGTON	\$3,389,266	\$3,527,387	4.1%	\$5,863,185	\$6,143,299	4.8%	\$9,252,451	\$9,670,686	4.5%
ASHLAND	0	0	0.0%	\$1,505,621	\$1,618,656	7.5%	\$1,505,621	\$1,618,656	7.5%
BEDFORD	0	0	0.0%	2,379,363	2,565,613	7.8%	2,379,363	2,565,613	7.8%
BELMONT	1,697,163	1,821,894	7.3%	3,502,437	3,705,621	5.8%	5,199,599	5,527,515	6.3%
BOSTON	60,867,841	62,704,517	3.0%	90,597,554	94,101,847	3.9%	151,465,394	156,806,364	3.5%
BRAINTREE	0	0	0.0%	5,890,315	6,234,886	5.8%	5,890,315	6,234,886	5.8%
BROOKLINE	4,557,527	4,692,491	3.0%	9,083,147	9,606,833	5.8%	13,640,674	14,299,324	4.8%
BURLINGTON	0	0	0.0%	3,440,952	3,650,224	6.1%	3,440,952	3,650,224	6.1%
CAMBRIDGE	0	0	0.0%	15,774,594	16,822,068	6.6%	15,774,594	16,822,068	6.6%
CANTON	\$1,667,312	\$1,622,912	-2.7%	\$2,881,231	\$3,073,080	6.7%	\$4,548,542	\$4,695,992	3.2%
CHELSEA	2,713,184	2,657,451	-2.1%	4,364,162	4,439,053	1.7%	7,077,346	7,096,504	0.3%
DEDHAM	0	0	0.0%	4,348,563	4,681,204	7.6%	4,348,563	4,681,204	7.6%
EVERETT	3,698,994	3,668,354	-0.8%	5,616,895	5,815,528	3.5%	9,315,889	9,483,882	1.8%
FRAMINGHAM	5,988,784	6,108,149	2.0%	7,969,891	8,427,956	5.7%	13,958,675	14,536,105	4.1%
HINGHAM	0	0	0.0%	1,155,018	1,263,977	9.4%	1,155,018	1,263,977	9.4%
HOLBROOK	0	0	0.0%	1,119,106	1,164,235	4.0%	1,119,106	1,164,235	4.0%
LEOMINSTER	0	0	0.0%	0	0	0.0%	0	0	0.0%
LEXINGTON	3,775,505	4,032,517	6.8%	5,257,126	5,633,833	7.2%	9,032,631	9,666,350	7.0%
LYNN	173,718	194,583	12.0%	0	0	0.0%	173,718	194,583	12.0%
LYNNFIELD	\$357,721	\$364,527	1.9%	0	0	0.0%	\$357,721	\$364,527	1.9%
MALDEN	4,894,929	4,933,009	0.8%	8,407,046	8,710,730	3.6%	13,301,975	13,643,739	2.6%
MARBLEHEAD	1,525,030	1,631,484	7.0%	0	0	0.0%	1,525,030	1,631,484	7.0%
MARLBOROUGH	2,832,771	2,386,661	-15.7%	0	0	0.0%	2,832,771	2,386,661	-15.7%
MEDFORD	4,267,816	4,382,521	2.7%	8,394,421	8,648,228	3.0%	12,662,237	13,030,749	2.9%
MELROSE	1,750,441	2,017,068	15.2%	4,244,637	4,515,809	6.4%	5,995,078	6,532,877	9.0%
MILTON	2,010,574	2,263,683	12.6%	3,912,142	4,154,293	6.2%	5,922,716	6,417,976	8.4%
NAHANT	295,158	313,556	6.2%	0	0	0.0%	295,158	313,556	6.2%
NATICK	0	0	0.0%	3,895,604	4,006,468	2.8%	3,895,604	4,006,468	2.8%
NEEDHAM	351,877	804,107	128.5%	4,640,239	4,878,286	5.1%	4,992,116	5,682,394	13.8%
NEWTON	7,383,431	7,606,834	3.0%	13,884,034	15,154,185	9.1%	21,267,465	22,761,019	7.0%
NORTHBOROUGH	691,108	762,171	10.3%	0	0	0.0%	691,108	762,171	10.3%
NORWOOD	2,493,692	2,580,986	3.5%	5,011,913	5,303,808	5.8%	7,505,605	7,884,794	5.1%
PEABODY	502,797	928,069	84.6%	0	0	0.0%	502,797	928,069	84.6%
QUINCY	7,599,337	8,052,624	6.0%	13,214,808	14,186,030	7.3%	20,814,145	22,238,654	6.8%
RANDOLPH	0	0	0.0%	3,976,809	4,268,513	7.3%	3,976,809	4,268,513	7.3%
READING	0	0	0.0%	2,980,493	3,171,403	6.4%	2,980,493	3,171,403	6.4%
REVERE	3,471,732	3,497,276	0.7%	6,801,118	6,922,399	1.8%	10,272,850	10,419,675	1.4%
SAUGUS	2,606,493	2,590,216	-0.6%	0	0	0.0%	2,606,493	2,590,216	-0.6%
SOMERVILLE	4,961,259	5,179,472	4.4%	10,325,026	10,830,035	4.9%	15,286,285	16,009,507	4.7%
SOUTHBOROUGH	562,422	689,683	22.6%	0	0	0.0%	562,422	689,683	22.6%
STONEHAM	2,397,052	2,517,547	5.0%	3,206,627	3,386,652	5.6%	5,603,678	5,904,199	5.4%
STOUGHTON	312,178	400,150	28.2%	3,311,405	3,521,058	6.3%	3,623,583	3,921,208	8.2%
SWAMPSCOTT	1,501,614	1,633,133	8.8%	0	0	0.0%	1,501,614	1,633,133	8.8%
WAKEFIELD	1,438,399	1,534,817	6.7%	4,095,541	4,358,332	6.4%	5,533,940	5,893,149	6.5%
WALPOLE	0	0	0.0%	2,396,186	2,586,581	7.9%	2,396,186	2,586,581	7.9%
WALTHAM	5,826,373	6,287,763	7.9%	9,260,965	9,867,844	6.6%	15,087,338	16,155,608	7.1%
WATERTOWN	2,565,976	2,448,358	-4.6%	4,185,181	4,412,383	5.4%	6,751,157	6,860,741	1.6%
WELLESLEY	382,538	678,369	77.3%	4,006,430	4,341,937	8.4%	4,388,968	5,020,306	14.4%
WESTON	1,246,761	1,377,593	10.5%	0	0	0.0%	1,246,761	1,377,593	10.5%
WESTWOOD	0	0	0.0%	1,872,424	1,973,685	5.4%	1,872,424	1,973,685	5.4%
WEYMOUTH	0	0	0.0%	8,063,924	8,556,370	6.1%	8,063,924	8,556,370	6.1%
WILMINGTON	0	0	0.0%	1,828,634	1,770,873	-3.2%	1,828,634	1,770,873	-3.2%
WINCHESTER	827,854	890,279	7.5%	2,973,549	3,071,919	3.3%	3,801,403	3,962,198	4.2%
WINTHROP	1,182,037	1,249,283	5.7%	2,231,158	2,261,781	1.4%	3,413,195	3,511,064	2.9%
WOBURN	1,767,015	2,093,459	18.5%	7,814,649	8,426,290	7.8%	9,581,664	10,519,749	9.8%
<b>TOTAL</b>	<b>\$156,535,681</b>	<b>\$163,124,954</b>	<b>4.2%</b>	<b>\$315,684,120</b>	<b>\$332,233,810</b>	<b>5.2%</b>	<b>\$472,219,801</b>	<b>\$495,358,764</b>	<b>4.9%</b>

Note: 1) Some communities receive partial water or sewer services from MWRA. 2) FY07 rates are based upon the anticipated receipt of \$18.75 million in state Debt Service Assistance.

## ADVISORY BOARD MEMBERS

### CITY/TOWN

ARLINGTON  
 ASHLAND  
 BEDFORD  
 BELMONT  
 BOSTON  
 BRAINTREE  
 BROOKLINE  
 BURLINGTON  
 CAMBRIDGE  
 CANTON  
 CHELSEA  
 CHICOPEE  
 CLINTON  
 DEDHAM  
 EVERETT  
 FRAMINGHAM  
 HINGHAM  
 HOLBROOK  
 LEOMINSTER  
 LEXINGTON  
 LYNN  
 LYNNFIELD  
 MALDEN  
 MARBLEHEAD  
 MARLBOROUGH  
 MEDFORD  
 MELROSE  
 MILTON  
 NAHANT  
 NATICK  
 NEEDHAM  
 NEWTON  
 NORTHBOROUGH  
 NORWOOD  
 PEABODY  
 QUINCY  
 RANDOLPH  
 READING  
 REVERE  
 SAUGUS  
 SOMERVILLE  
 SOUTH HADLEY  
 SOUTHBOROUGH  
 STONEHAM  
 STOUGHTON  
 SWAMPSCOTT  
 WAKEFIELD  
 WALPOLE  
 WALTHAM  
 WATERTOWN  
 WELLESLEY  
 WESTON  
 WESTWOOD  
 WEYMOUTH  
 WILBRAHAM  
 WILMINGTON  
 WINCHESTER  
 WINTHROP  
 WOBURN  
 WORCESTER

### CEO

Kevin F. Greeley  
 John Petrin  
 Sheldon Moll  
 Paul Solomon  
 Hon. Thomas Menino  
 Charles Ryan  
 Robert Allen  
 Gary J. Gianino  
 Hon. Kenneth E. Reeves  
 Victor D. Del Vecchio  
 Jay Ash  
 Hon. Michael Bissonnette  
 Mark Elworthy  
 Mary Louise Kehoe  
 Hon. John Hanlon  
 Charles J. Sisitsky  
 Philip Edmundson  
 Robert S. Austin  
 Hon. Dean Mazzarella  
 Jeanne Krieger  
 Hon. Edward J. Clancy, Jr.  
 Robert MacKendrick  
 Hon. Richard C. Howard  
 Harry C. Christensen, Jr.  
 Hon. Nancy Stevens  
 Hon. Michael J. McGlynn  
 Hon. Robert J. Dolan  
 James G. Mullen, Jr.  
 Mark Cullinan  
 Charles M. Hughes  
 John A. Bulian  
 Hon. David B. Cohen  
 Dawn Rand  
 Gerard J. Kelleher  
 Hon. Michael J. Bonfanti  
 Hon. William J. Phelan  
 Richard Wells  
 Camille Anthony  
 Hon. Thomas G. Ambrosino  
 Peter A. Rossetti, Jr.  
 Hon. Joseph A. Curtatone  
 Barbara Eckman  
 Roger Challen  
 Robert Sweeney  
 John J. Kowalczyk  
 Marc R. Paster  
 Albert J. Turco  
 Joseph Denneen  
 Hon. Jeannette A. McCarthy  
 Clyde L. Younger  
 Harriet S. Warshaw  
 Douglas P. Gillespie  
 Patrick Ahearn  
 Hon. David Madden  
 David W. Barry  
 Raymond Lepore  
 Karl Fryzel  
 Tom Reilly  
 Hon. Thomas McLaughlin  
 Hon. Timothy P. Murray

### DESIGNEE

John Sanchez\*  
 Edward Maguire  
 Richard Warrington  
 Peter Castanino  
 John Sullivan, Jr.\*  
 Thomas Whalen  
 Charles Barry  
 Syamal Chaudhuri  
 Timothy MacDonald\*  
 Edward Sullivan\*  
 Andrew DeSantis \*  
 Allen Ryczek/Walter Ruszala  
 William G. Keegan, Jr.  
 Al Borgonzi/Jon E. Norton  
 Peter Sellers  
 Edmund Demko/Michael Salerno  
 Thomas Cummings  
 William Hadley\*  
 Jay Fink\*  
 Bruce Kenerson  
 John Russell  
 Dana Snow\*  
 Doran Crouse  
 Don Ouellette  
 Ron Seaboyer\*/Ben Lagman  
 Katherine Haynes Dunphy\*\*  
 Timothy Dooling  
 John Cosgrove/Robert Lewis  
 Lou Taverna\*  
 Kara Buzanoski/John L. Meader  
 Bernard Cooper\*  
 Peter Smyrnios  
 Stephen O'Donnell  
 Paul J. Connors/William Alexopoulos  
 Edward McIntire, Jr.\*  
 Sam MacDonald\*/Donald Goodwin  
 Joseph Attubato  
 Carol Antonelli  
 John Mikuszewski  
 Karen Galligan  
 Jeffrey Oxman  
 Lawrence J. Barrett\*/Mark Stankiewicz  
 Gino A. Cresta, Jr.  
 Richard Stinson  
 Patrick Fasanello  
 Gerald Mee  
 Walter Woods\*  
 Earl J. Forman  
 Robert Angelo/J. Timothy Walsh  
 Michael L.J. Chiasson  
 Zigmund A. Peret\*  
 Michael Woods/Robert Antico  
 Stephen Swymer  
 Fred Russell  
 Robert Moylan, Jr.

### Gubernatorial Appointees:

*Quabbin and Ware Watershed* - J.R. Greene  
*Wachusett Watershed* - Barbara Wyatt  
*Environmental Protection* - Vacant  
*Boston Harbor* - Vacant  
*Boston Harbor* - Vacant  
*Connecticut River Basin* - Vacant

### MAPC Appointee:

Edward G. Bates

\*Member of Executive Committee

\*\*Chairman of Executive Committee

### Advisory Board Designees to the MWRA Board of Directors:

John Carroll – *Norwood*  
 Andrew Pappastergion – *Brookline*  
 Joseph Foti – *Chelsea*

